

PLATTSBURG

LEARNING FROM HOME

2D – RHINOS



LITERACY



2D – TERM 1 WEEK 4 TIMETABLE – 4/10 – 8/10

MONDAY	TUESDAY	WEDNESDAY	THURSDAY	FRIDAY
NO	9:30 - 10:00 Zoom Meeting Favourite Colour Outfit	10:00 - 10:30 Zoom Meeting Best Background	10:00 - 10:30 Zoom Meeting Fancy Dress	9:30 - 10:00 Zoom Meeting Pyjamas Day
LITERACY	LITERACY	LITERACY	LITERACY	LITERACY
SCHOOL	9:05 Spelling - Week 1 Spelling List (Google Classroom/Booklet) Writing - Sizzling Start Poster (Booklet) - Sizzling Start Sentence Scaffold (Google Classroom/Booklet) Reading Word Detective (Booklet)	9:05 Spelling - Week 1 Spelling List (Google Classroom/Booklet) Reading Jack & The Beanstalk Reading & Comprehension (Booklet) Grammar - Onomatopoeia (Booklet) Handwriting - 'ear' Spelling Words (Booklet)	9:05 Spelling - Week 1 Spelling List (Google Classroom/Booklet) - Segment Into Phonemes (Booklet) Writing - Sizzling Start Little Red Riding Hood (Booklet) Handwriting - Sizzling Start Sentences (Booklet)	9:05 Spelling - Week 1 Spelling List (Google Classroom/Booklet) - Spelling Findaword 'ear' & Time (Booklet) Writing - Sizzling Start Writing w/ Picture (Google Classroom/Booklet)
NUMERACY	NUMERACY	NUMERACY	NUMERACY	NUMERACY
PUBLIC	11:00 Maths - Number Of The Day - Mr Harvey's Word Problems - Money - Missing Numbers/Split Strategy ** Extra Maths at back	11:00 Maths - Number Of The Day - Mr Harvey's Word Problems - Multiplication Groups - Making Equal Groups ** Extra Maths at back	11:00 Maths - Number Of The Day - Mr Harvey's Word Problems - Time – Half & Quarter Hours - Telling The Time ** Extra Maths at back	11:00 Maths - Number Of The Day - Mr Harvey's Word Problems - Match The Clock - Telling The Time Board Game
EXTRA ACTIVITIES IF YOU WANT TO DO MORE!	EXTRA ACTIVITIES IF YOU WANT TO DO MORE!	EXTRA ACTIVITIES IF YOU WANT TO DO MORE!	EXTRA ACTIVITIES IF YOU WANT TO DO MORE!	EXTRA ACTIVITIES IF YOU WANT TO DO MORE!
HOLIDAY	12:30 Art - **Art Hub Little Red Riding Hood (Google Classroom)	12:30 PD/H/PE & Spelling - **Spell your words out loud while bouncing or catching a ball!	12:30 Sport - Walk with family or Play at the Park	12:30 Free Play Friday! - Play with your family! Good work this week!

2D ZOOM WEEKLY TIMETABLE

Each day we will have a different theme and different activity for our zoom. Class zooms will be 30 minutes and I will be marking a roll each day to record who is attending. See you there!




MONDAY 4/10
Monday is a public holiday. Keep enjoying your break!

TUESDAY 5/10 9:30 - 10:00 AM
Theme: Favourite Colour Outfit - just a tiny splash, or your whole outfit in your favourite colour!
Activity: Holiday Chat - what did you do while off school? Share with the class something interesting you did during the school holidays!

WEDNESDAY 6/10 10:00 - 10:30 AM
Theme: Best Background - who can brighten my day with their zoom virtual background choice?
Activity: 20 Questions - who can solve the mystery? Ask questions to work out the answer. Work together to beat Mr Dimmers

THURSDAY 7/10 10:00 - 10:30 AM
Theme: Fancy Dress - top hat, bow tie, jewellery or monocle? Put on your fanciest clothes!
Activity: Read Along - listen as Mr Dimmers reads a story. Maybe it's a book you know? Maybe it's a new book?

FRIDAY 8/10 9:30 - 10:00 AM
Theme: PJ Day - stay in your comfy sleepwear!
Activity: Good News Friday - Share with us something good that happened to you, something you're looking forward to, or a positive message to someone else on the zoom!



SPELLING WORDS -- WEEK 1 -- 'EAR' SOUND

Look, Say, Cover, Write, Check (LSCWC)

Look - Look at your spelling word.

Cover - Cover your word up.

Check - Check to see your spelling.

Say - Say your spelling word out loud.

Write - Write your word into the correct box.

Word List	Tuesday	Wednesday	Thursday	Friday
pear				
bear				
tear				
swear				
wearing				
clock				
past				
half				
hand				
quarter				

Tuesday



SIZZLING STARTS!

Scan the QR Code on a device to watch a video about 'Sizzling Starts' If you don't have device access, read on and follow these tips.



SCAN ME



When we start reading a story, we want it to be so exciting that we can't put it down!

We can make sure this happens by using one of these two tricks to start our story...

SOUND



ACTION



We can talk about a sound

The loud blast could be heard all over the town.

We can write about an event

The race was about to begin. I was nervous but ready to win.

We can write the sound itself

BAM! The door slammed behind me!

We can be in the action already

We can start with talking

"Hello?" the girl shouted into the cave.

The ship had taken a hit! There was no chance we could get back home. We needed to find somewhere to land!

Sizzling Start Sentences!


Use the pictures to write creative and action-filled sizzling sentences! The first one has been done for you.



"Help!"




Vroom! The bike sped past and nearly knocked me over!



Smash!





WORD DETECTIVE

Read the text and write any nouns, verbs, adjectives or adverbs into the table below.

Amba's Birthday Surprise

10 Amba woke up a long time before the sun came
16 through her bedroom window that morning.
24 Today was her seventh birthday! She leapt out
33 of bed quickly and ran downstairs to the living
43 room. She could see pink balloons and a pile of
50 presents wrapped in paper. Mum came carefully
58 into the room holding a big, brown box.

67 "Why don't you open this one first?" she asked
70 with a smile.

80 Amba peered at the box. It had little holes cut
91 out of the top. She lifted the lid off slowly and
102 gave a gasp. Lying on a soft, cosy blanket was a
111 tiny, grey kitten. This was the best birthday ever!

<i>Nouns</i> (people, place or thing)	<i>Verbs</i> (actions or doing words)	<i>Adjectives</i> (describe the noun)	<i>Adverbs - end in 'ly'</i> (describe a verb)

Wednesday



Jack and the Beanstalk



Once upon a time, there was a boy called Jack. He lived with his mother and they had a cow.



One day, Jack's mother asked him to take the cow to market to sell. Jack met a man, who gave him some magic beans for the cow.



When Jack came home, his mother was angry. She threw the beans out and sent him to bed. The next morning, a giant beanstalk had grown! Jack climbed it.



When Jack reached the top, he saw a castle and went inside. Jack heard a loud noise and hid. An enormous giant came into the room with a hen and a golden harp. He shouted, "Lay!" and the hen laid an egg. Then "Sing!" and the harp sang. The giant fell asleep.



Jack took the hen and the harp. The harp shouted and the giant woke up. He chased Jack down the beanstalk. Jack shouted, "Help!" Jack's mother came out and chopped the beanstalk down with an axe. The giant fell to the ground. He was never seen again.



Jack and his mother lived happily ever after.

Questions about Jack and the Beanstalk

Answer the questions below in full sentences.

1. What was the boy called?

2. What animal did Jack and his mother have?

3. What did Jack get for the cow?

4. How did Jack's mother feel when Jack came home?

5. What had grown the next morning?

6. Who came into the room?

7. What did the giant do after the harp sang?

8. Where did the giant chase Jack?

ONOMATOPOEIA!

What? How do I say that?

On-Oh-Mat-Oh-Pee-Ah!

What does that mean?

It's a word that makes a sound!

Words like BANG! SMASH! GRRR! WOOF! MEOW!
are all what we call 'onomatopoeia'.

Scan me to
watch a video!

SCAN ME



Let's brainstorm some words that have onomatopoeia

Now to write some sentences using the words chosen



Smash!



Trace, then copy each word twice

pear

bear

tear

swear

wearing

clock

past

half

hand

quarter

The clock said quarter past nine.

Thursday



Little Red Riding Hood



When Little Red Riding Hood came to the house she said, "Oh Granny, what big ears you have."

"All the better to hear you with," answered the wolf.

"Oh Granny, what big eyes you have," said Little Red Riding Hood.

"All the better to see you with," replied the wolf.

"Oh Granny, what big teeth you have," gasped Little Red Riding Hood.

"All the better to eat you with!" replied the wolf.

Little Red Riding Hood shouted, "Help!"



A woodcutter heard her scream and ran to the house. He hit the wolf and let Granny out of the wardrobe. The wolf ran away and they never saw him again.



Phoneme Fun – 'ear' (air sound)

Phonemes are the sounds that make up a word. Sometimes it's one letter, but often it can be two or three letters that make a sound.







Scan the QR code to find out more about phonemes.

If we look at the word bear, it has two phonemes.

The 'b' sound and the 'ear' sound.



Look at each picture to solve the missing phonemes for each of the 'ear' words. The first one has been done for you.

	b	ear			bear
	p				
					bears
					
			i	ng	
	w				

Copy each sentence underneath

Bang! The thunder rumbled as lightning flashed over our heads.

"Quickly, we have to run!" shouted Isaac as they escaped from the beast.

ROARRRR! The giant dragon had awoken from its hundred year sleep.

Friday



SIZZLING START — WRITE YOUR OWN!

Learning Goal: I can write my own 'Sizzling Start' using pictures and words to help me.



Use the picture above and the word bank on the right to write a 'Sizzling Start' to this story. Remember, you don't need to finish the story!

Word Bank			
ROAR!	T-Rex	CRASH!	explode
running	teeth	escape	forest

Name: _____

W1 Spelling Findaword

W S U N G P V W E U U T L D N D A U
P H D Y M M N P T I M E F L G I K Y
N D U J I K S Q Z L W C O G S T U Q
R F C T E A R I N G E G P T I L G U
V W W E A R P C M E A J O E R B K A
E A S W E A R I N G R Y D D A T E R
V D B E A R M C B K I W I A R R Z T
X Z L M S W E A R U N H G H B X X E
S G W K T E A R E S G W M A R O C R
Q K U F Q Q H A L F T Q R N P R U D
C L O C K Q A O M I U K A D H C T O
F C N H P A S T J G C P W D R R C M

Find the following words in the puzzle.

Words are hidden → ↓ and ↘ .

BEAR
CLOCK
HALF
HAND
PAST

PEAR
QUARTER
SWEAR
SWEARING
TEAR

TEARING
TIME
WEAR
WEARING