


Plattsburg Public School

Learning from Home

PURPLE NUMERACY





Monday

Maths Activity Mat 1

Section 1

Put the numbers in order, starting with the lowest.

8 4 6

<input type="text"/>	<input type="text"/>	<input type="text"/>
----------------------	----------------------	----------------------



Section 2

Draw 4 more balls.

How many altogether?



Section 3


$9 - 3 = \square$

$4 - 2 = \square$

$7 - 4 = \square$


Section 4

Sophie has 6 lollies and eats 2 of them. How many lollies does she have left?




Section 5

Group the apples in twos. How many groups are there?



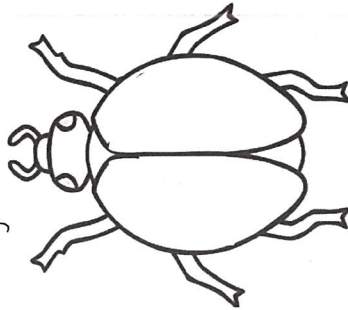
Section 6

Tick the coins that add up to 30c



Section 7

Draw 5 spots on the ladybird.




Section 8

Fill in the missing number.

6, 7, , 9, 10



Minute 1



Name: Date:

Write how many shapes there are.

1. ☆ ☆ ☆ ☆

2. ○ ○ ○ ○ ○ ○ ○ ○

Draw what comes next in the pattern.

3. ○ △ ○ △ ○

4. □ ♥ □ ♥

5. Draw 3 biscuits.



6. Draw 5 apples.



Look at the pattern on the right.

7. Draw a circle around the **first** shape.

8. Draw a circle around the **third** shape.



Draw an X over the one that does not belong.

9. A  B  C  D 

10. A  B  C  D 

My score: _____

10

My time: _____

minutes

seconds



1. Fill in the missing numbers on the number chart.

1	2		4	5	6		8	9	
11		13	14	15		17	18		20
21	22	23		25	26	27		29	30
	32	33	34		36	37	38		40
41		43	44	45		47	48	49	

2. Fill in the missing numbers below.

(a) 1, _____, 3, 4, _____, 6, 7, 8, _____, 10, _____, 12

(b) 30, 31, _____, 33, 34, 35, _____, 37, _____, 39, 40

(c) 54, 55, 56, _____, 58, _____, 60, 61, _____, 63, 64

(d) 20, 19, _____, 17, 16, 15, _____, 13, _____, 11, 10

(e) 90, _____, 92, 93, 94 _____, 96, 97, _____, 99, _____



On the back of this sheet, write the numbers 1 to 50. If you have time, keep going to 100!

Monster Colour by Number


Solve the calculations in the picture to work out what colours they should be.


20 = green

19 = red

16 = purple

12 = orange





Tuesday

Maths Activity Mat 1

Section 1

Put the numbers in order from lowest to highest.

10 6 9 5

<input type="text"/>	<input type="text"/>	<input type="text"/>	<input type="text"/>	<input type="text"/>
----------------------	----------------------	----------------------	----------------------	----------------------



Section 2

Draw 4 more balls.

How many altogether?



Section 3

$9 + 3 = \square$


$6 - 5 = \square$

$7 + 3 = \square$

Section 4


Sophie eats 7 lollies.

How many lollies does she have left?




Section 5

Sophie eats 7 lollies. How many lollies does she have left?



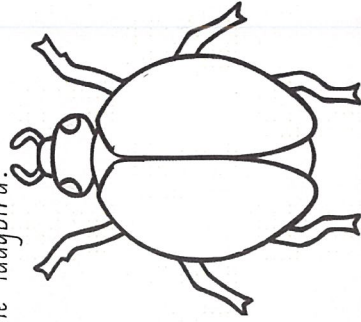
Section 6

Tick the coins that add up to 70c



Section 7

Draw 9 spots on the ladybird.



Section 8

Complete the pattern.

8, 10, , 14, 16



Minute 2



Name: Date:



Write how many shapes.

1.
2.

Draw the next two in the pattern.

3.
4.

5. Draw 4 legs on the mouse. 6. Draw 6 legs on the ant.



7. Letter H is

T	H	I	N	K
1st	2nd	3rd	4th	5th

8. Letter N is

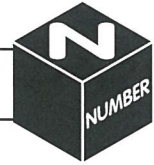
Draw an X over the picture that does not belong.

9. A B C D


10. A B C D

My score: 10

My time: minutes seconds



1. Find the answer to each, then colour all the clouds that add up to 10. You may wish to use the suns to help you.



$$10 + 0 = \square$$

$$9 + 1 = \square$$

$$8 + 2 = \square$$

$$7 + 3 = \square$$

$$6 + 4 = \square$$

$$5 + 5 = \square$$

$$4 + 3 = \square$$

$$7 + 1 = \square$$

$$6 + 3 = \square$$

2. Solve these addition sums. Use the pictures to help you.

(a)		+		=	<input type="text"/>
(b)		+		=	<input type="text"/>
(c)		+		=	<input type="text"/>
(d)		+	Draw 2 pencils.	=	<input type="text"/>
(e)		+	Draw 8 pins.	=	<input type="text"/>



Use counters to solve these addition problems.

(a) $6 + 3 = \underline{\quad}$ (b) $5 + 4 = \underline{\quad}$ (c) $9 + 3 = \underline{\quad}$ (d) $7 + 5 = \underline{\quad}$



Wednesday

Maths Activity Mat 1

Section 1

Put the numbers in order from lowest to highest.

16 11 18 12

<input type="text"/>	<input type="text"/>	<input type="text"/>	<input type="text"/>	<input type="text"/>
----------------------	----------------------	----------------------	----------------------	----------------------



Section 2

Draw 7 more balls. How many are there all together?



Section 3

$12 - 3 = \boxed{}$

$16 - 8 = \boxed{}$

$13 + 7 = \boxed{}$


Section 4

Sophie eats half of her lollies. How many lollies does she have left?




Section 5

Group the apples in twos. How many groups are there?



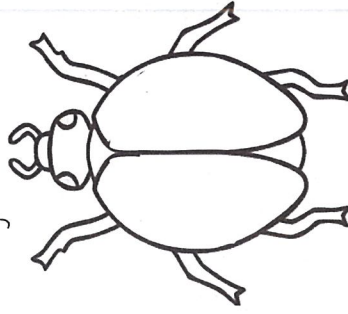
Section 6

Tick the coins that add up to 85c



Section 7

Draw 12 spots on the ladybird.




Section 8

Complete the pattern.

24, 22, , 18, 16



Minute 3



Name: Date:

Write the number.

1. ~~IIII~~ =

2. one =

Draw the next two in the pattern.

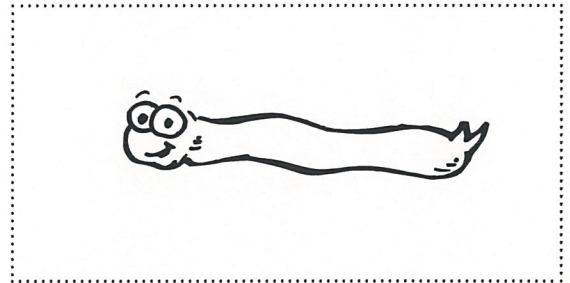
3. ○○▷○○▷○,

4. □▽▽□▽,

5. Draw 8 legs on the spider.



6. Draw 12 legs on the caterpillar.



7. The letter is first.

8. The letter is third.

L	E	A	R	N
1st	2nd	3rd	4th	5th

Write the missing number.

9. 1, 2,, 4, 5, 6

10. 5, 6, 7,, 9

My score:

10

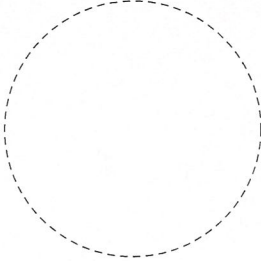


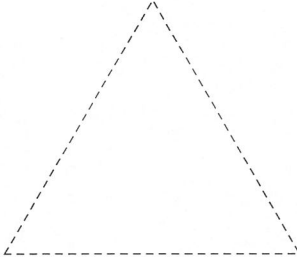
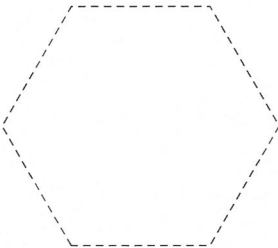

My time:

.....
minutes

.....
seconds



1. Trace over the shapes. Colour the shape and its name the same colour.

(a) 	(b) 	(c) 
(d) 	(e) 	(f) 

square	octagon	rectangle	circle	hexagon	triangle
--------	---------	-----------	--------	---------	----------

2. Read the description and draw the shape.

(a) Four equal sides and four corners.	(c) Three equal sides and three corners.
(b) No sides or corners	(d) Two equal sides, two equal short sides and four corners.



On the back of this sheet, draw a shape with six equal sides and name it.





Thursday

Maths Activity Mat 2

Section 1

Which number is 4 more than 5? Tick the answer.


8 7 9

<input type="checkbox"/>	<input type="checkbox"/>	<input type="checkbox"/>
--------------------------	--------------------------	--------------------------



Section 2

Draw 5 more stars. How many are there all together?



Section 3

$$8 + 2 = \square$$

$$6 - 3 = \square$$

$$3 + 6 = \square$$


Section 4

Alex spends 4 \$1 coins. How much does he have left?



Section 5

Group the butterflies in twos. How many groups are there?



Section 6

Circle the even numbers.

12 2 7 5
4

Section 7

Draw 7 stripes on the tiger.




Section 8

What is the missing number?

11, 12, 13, ?, 15, 16, 17

Minute 4



Name: Date:

Write the number.

1. six =

2. nine =

Draw what comes next in the pattern.

3. ○ ◀ ◻ ○ ◀

4. ◻ ▲ ○ ◻

5. Draw 6 dots on the ladybird.



6. Draw 4 buttons on the coat.



Circle the picture that shows more.

7. A



B



8. A



B



Write the missing number.

9. 8, 9,, 11, 12

10. 7, 6, 5,, 3

My score:

10

My time:

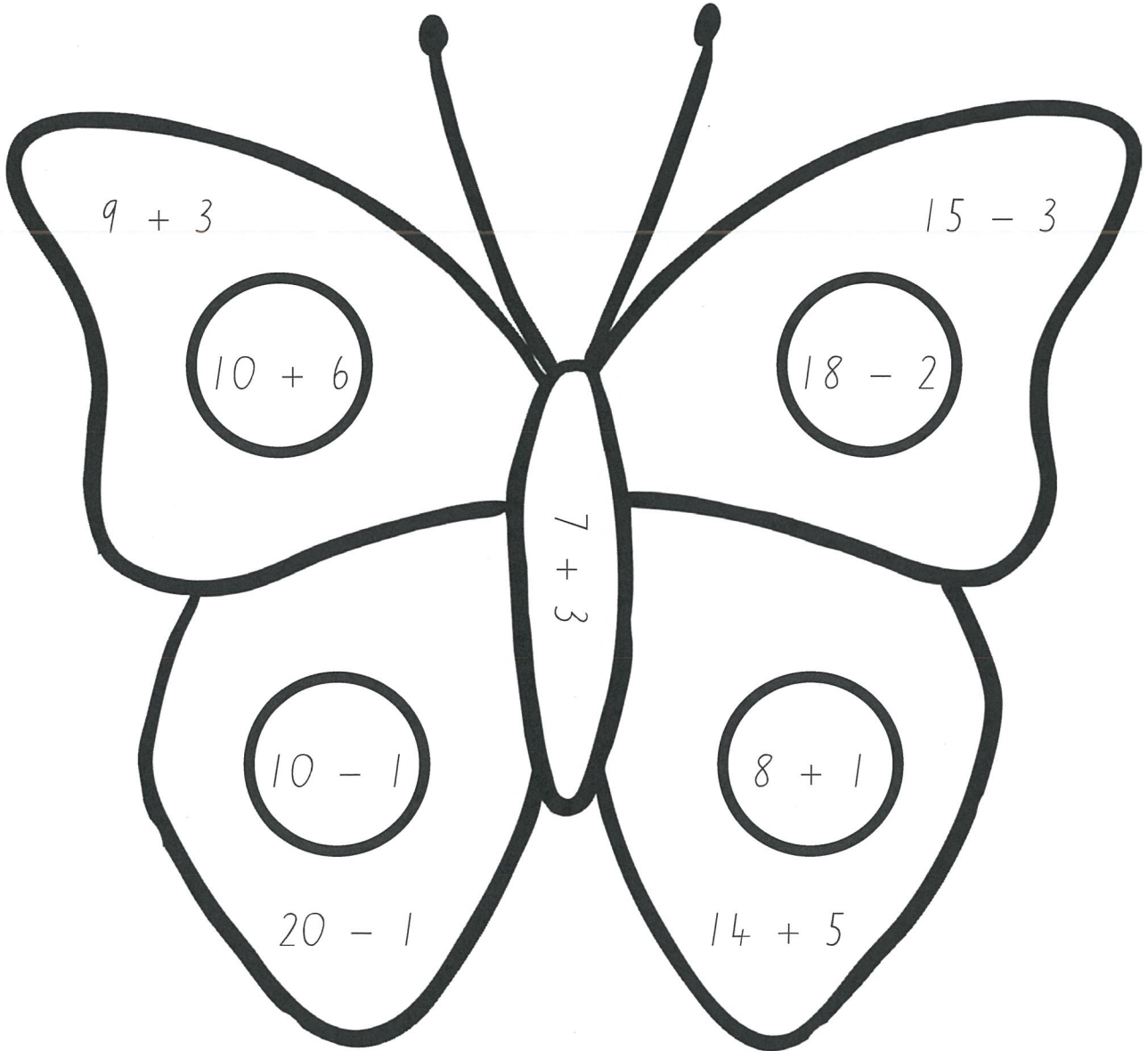
.....
minutes

.....
seconds


Addition and Subtraction to 20

Colour by Number

Solve the calculations to colour in this butterfly picture.



Answer:	19	16	12	10	9
Colour:	red	yellow	green	brown	blue



Friday

Maths Activity Mat 2

Section 1

Which number is 7 more than 5? Tick the answer.

12 10 14

<input type="checkbox"/>	<input type="checkbox"/>	<input type="checkbox"/>
--------------------------	--------------------------	--------------------------



Section 2

Draw 4 more stars. How many are there all together?



Section 3

$8 + 3 =$

$9 - 5 =$

$4 + 8 =$


Section 4

Will spends 6 \$1 coins. How much does he have left?



Section 5

Group the butterflies in twos. How many groups are there?



Section 6

Circle the even numbers.

14 5
18 13 4

Section 7

Draw 11 stripes on the tiger with at least 2 on his tail.



Section 8

What is the missing number?

30, 40, 50, ?, 70, 80

Minute 5



Name: Date:





Write the number.

- 1. ten =
- 2. fifteen =

Draw what comes next in the pattern.

- 3. $\uparrow \downarrow \uparrow \downarrow$
- 4. $\square \otimes \square \otimes$

Add.

- 5.  +  =
- 6.  +  =

Circle the group that shows more.

- 7. A  B 
- 8. A  B 

Write the missing number.

- 9., 16, 17, 18, 19
- 10. 16, 15, 14,, 12


My score: 10 My time: minutes seconds

MATCH THE SHAPES



1. Draw lines to match the shapes with the objects. Colour the same shape the same colour.

(a)

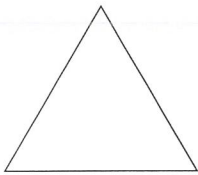


•

•



(b)




•

•



(c)

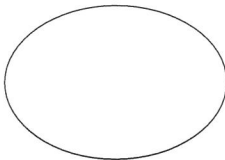


•

•



(d)




•

•



(e)

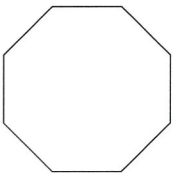


•

•




(f)




•

•



(g)



•

•



CHALLENGE

On the back of this sheet, draw something in the classroom that has the shape of a rectangle on it. Draw something that has the shape of a circle on it.