

Plattsburg

Learning from Home

1/2B

Lions

Literacy



Practise reading and spelling these words.

** Extension – Practise writing the words in sentences.

| List 1 | List 2 | List 3 | List 4 | List 5 | List 6 | List 7 | List 8 | List 9 | List 10 |
|--------|--------|--------|--------|--------|--------|--------|--------|--------|---------|
| I | you | boy | do | have | here | be | or | your | there |
| the | big | he | it | play | are | from | was | down | when |
| mum | little | she | this | look | of | yes | see | sit | why |
| dad | am | we | my | come | out | go | him | day | some |
| a | to | can | with | if | like | no | up | did | by |
| me | is | girl | his | not | on | old | will | get | an |
| in | and | that | at | said | they | all | her | what | but |

Friday



Story Settings Description



Key Words

beautiful fantastic

lovely green leafy

noisy crowded lively

fun entertaining busy

enjoyable relaxing

wonderful pleasant

Can you write some sentences about the picture? You can use some of the words in the box to help you.

Comprehension Passages

◆ Read the passage below:



A Windy Day

It was a very windy Autumn day. Emily went to the park to fly her kite. A big gust of wind blew away her kite. "Oh no!" said Emily. The kite got stuck in a tree. A tall man helped her get it out of the tree.

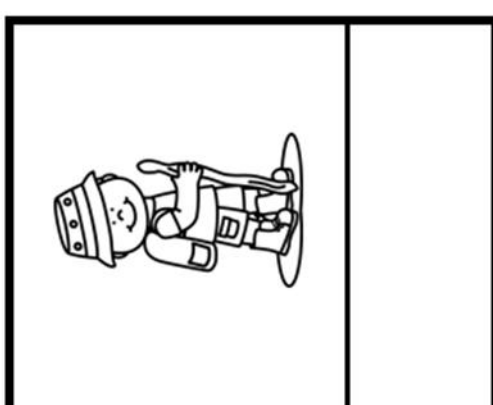
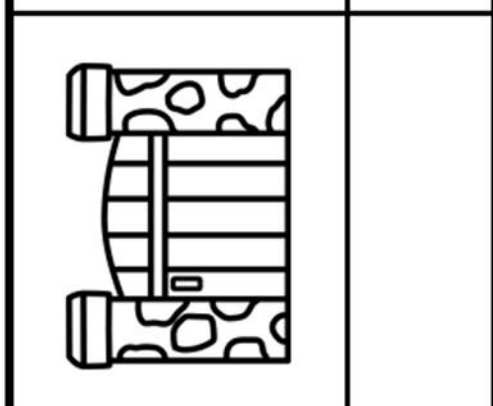
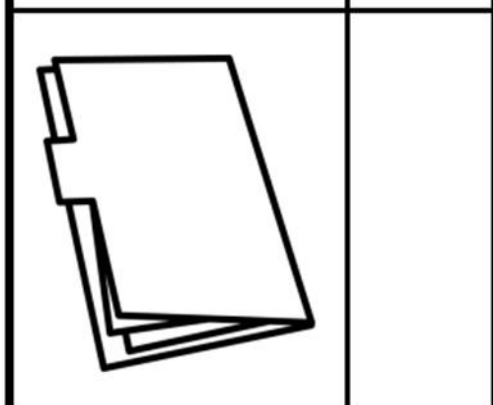

◆ Answer the questions below:

1. Describe what type of day it was:


2. Where did she go and what did she do?

3. How did she get her kite?


I can sound out and spell words



I can color the circles which spell these words




l n k n r a c e



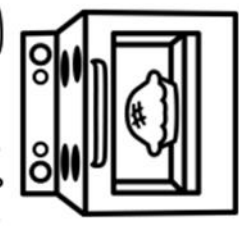
n o t e m k f d

I can draw a line to link the word to the picture

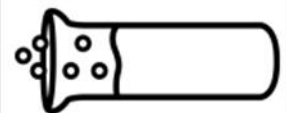
bake



tube



pose

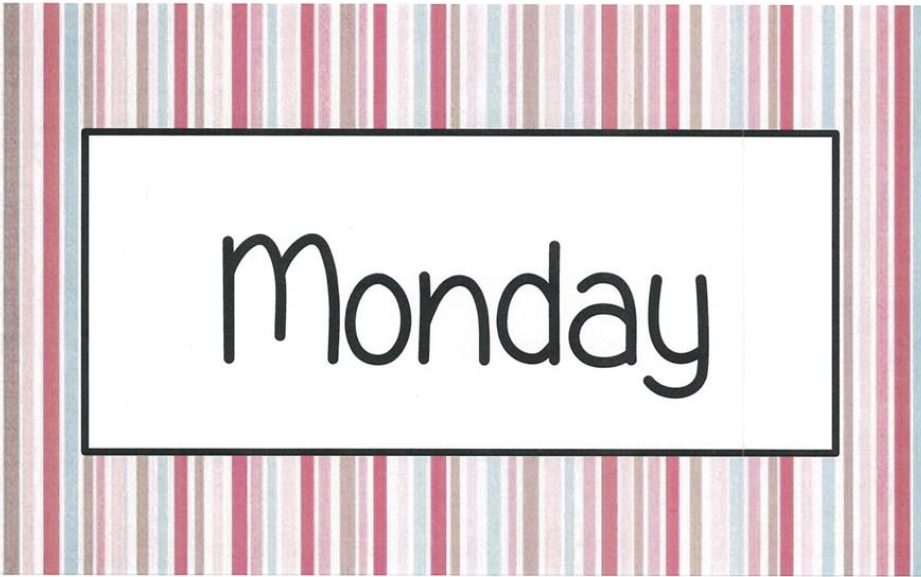


SUNSHINE SUNSHINE SUNSHINE

THIS IS MY SUNSHINE

LET'S GO TO THE SUN

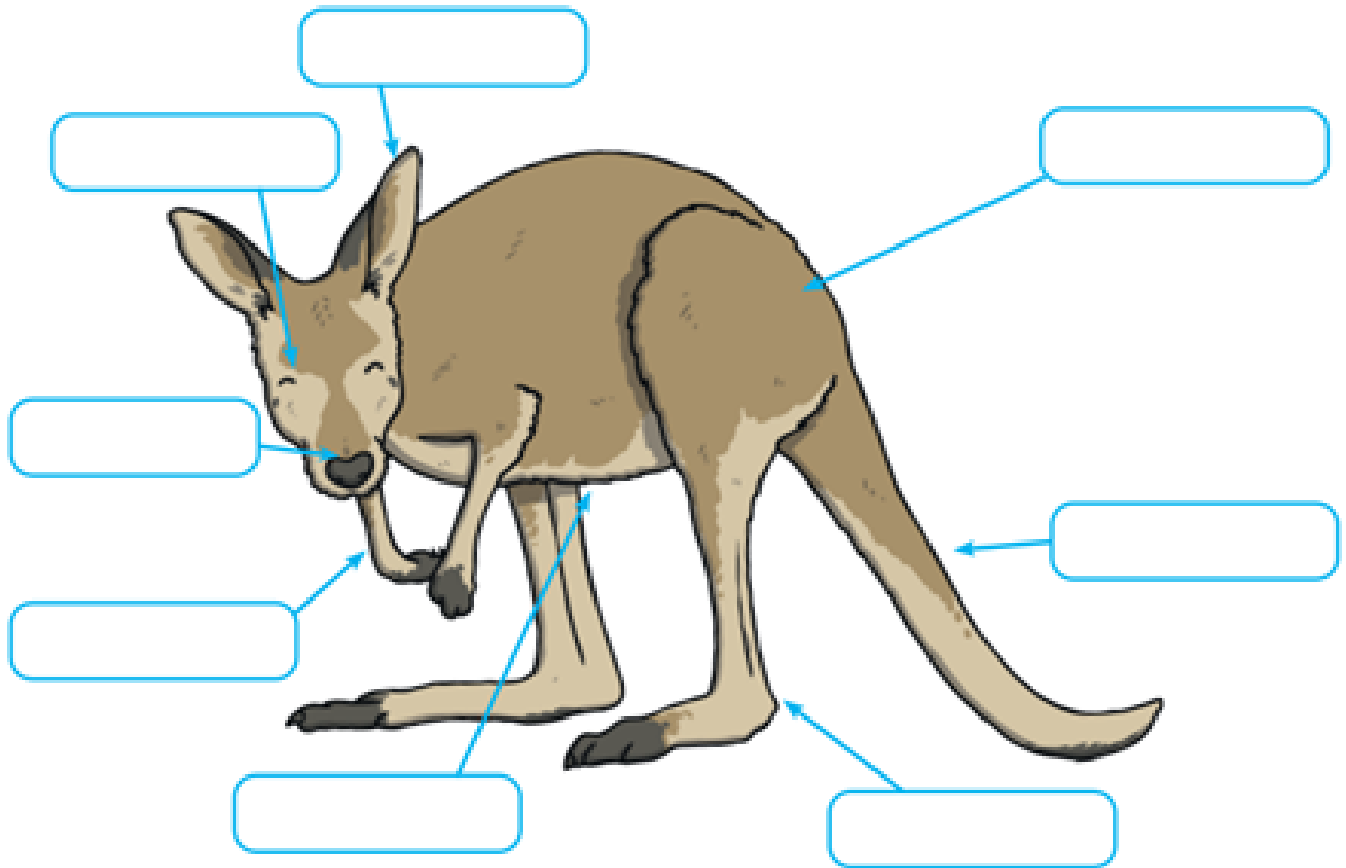
SUN IS



I can match the labels to the correct body parts.

Rewrite the words into the correct boxes.

Kangaroos



Word Bank

ears
snout
eyes
arms
legs
pouch
tail
fur

Adjectives are describing words.

I can add some adjectives to better describe each body part.

| | |
|-------|--|
| ears | <u>furry ears</u> <u>brown furry ears</u> <u>large brown furry ears</u> <u>large brown furry ears that can move</u> |
| legs | <hr/> <hr/> <hr/> <hr/> |
| tail | <hr/> <hr/> <hr/> <hr/> |
| pouch | <hr/> <hr/> <hr/> <hr/> |
| arms | <hr/> <hr/> <hr/> <hr/> |

Grammar

I can match the correct adverb to complete the sentence.

Verbs are actions or doing words.

Adverbs describe the action- they tell us how, when or where something happened

1. The kangaroo slept _____ day. (when)
2. They _____ chewed on the grass. (how)
3. The mob jumped _____ away from the fox. (how)
4. They bounced _____ .(where)
5. Kangaroos are active _____ in the morning. (when)

Adverb Word Bank

early

quickly

away

all

slowly



Can you write an adverb to describe what is the kangaroo doing?

Can you put this into a sentence?

Comprehension Passages

◆ Read the passage below:



A Trip to the Zoo

Tam went on the bus for one hour to get to the zoo. She saw lots of different animals: lions, kangaroos, birds and monkeys. Her favourite animal was the elephant because she got to feed it fruit after it played in the water.

◆ Answer the questions below:

1. Where did Tam go and how did she get there?

2. List some of the animals she saw:

3. What was Tam's favourite animal and why?

W

W

W

W

W

W

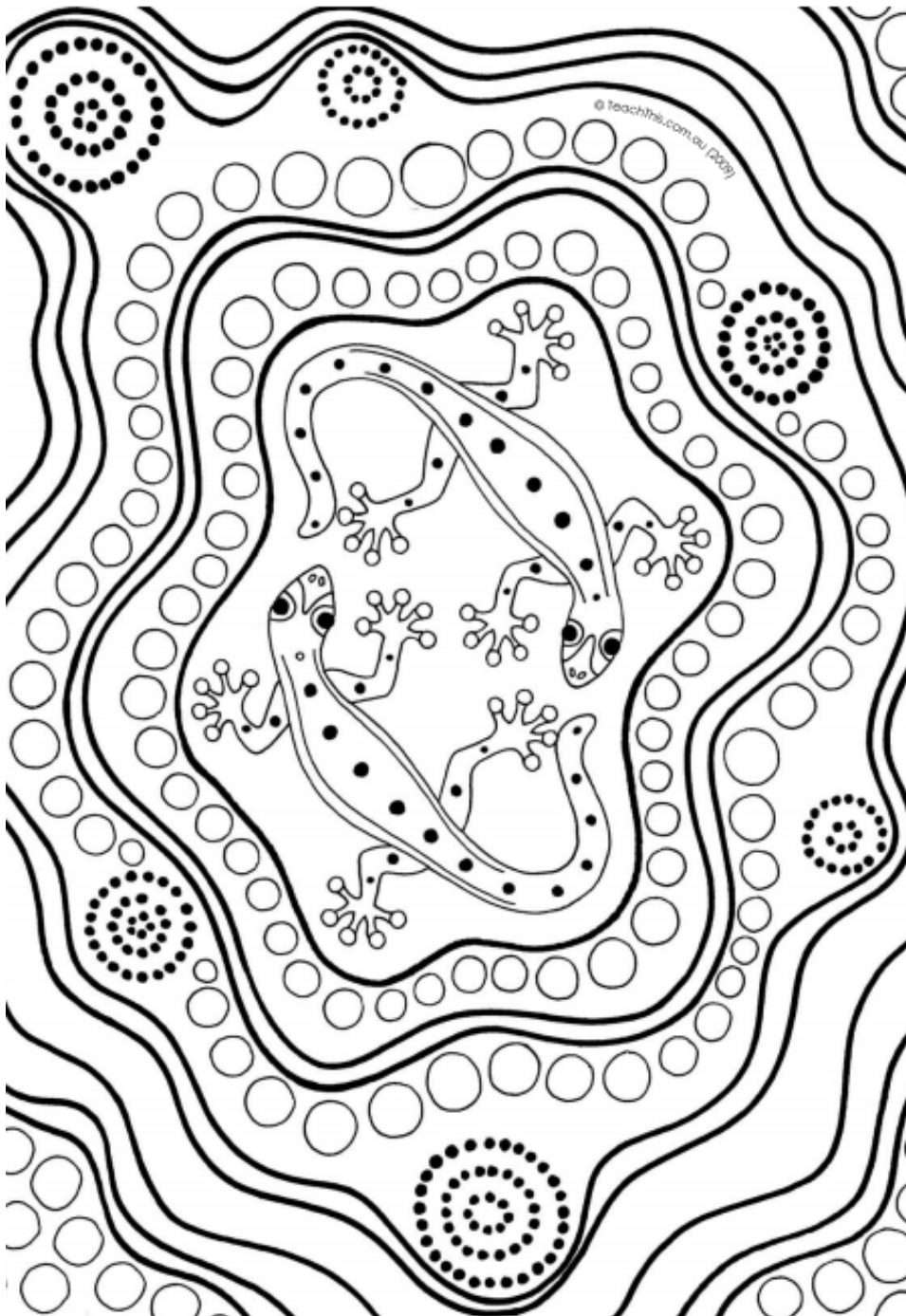
W

W

W

W

Tuesday




You may need an adult's help to read this teaching text.

Kangaroo

Kangaroos are mammals and marsupials that are found in every state in Australia.



The kangaroo has large and powerful hind legs, large feet, a long muscular tail for balance and a small head. Male kangaroos can be seen boxing when competing for the attention of a female.



Kangaroos are social animals that live in groups called mobs. They are herbivores so they eat plants, leaves and different grasses.

Kangaroos can reach a weight of 90kg, and can hop at speeds of up to 60km/h.

A male kangaroo is known as a boomer, buck, jack, or old man. The female kangaroo is known as the doe, jill, or flyer. A baby kangaroo is known as a joey. The Red Kangaroo is the largest marsupial in the world. It can leap as far as 8m and can jump up to 3m high.

Did you know...?

Kangaroos cannot move backwards and adult kangaroos can live for months without drinking anything at all.




Facts about Kangaroos

Use the words in the boxes to complete the sentences and learning amazing things about kangaroos.

| | | | | |
|-------|--------|-----------|-----------|---------|
| punch | height | mob | marsupial | baby |
| years | walk | Australia | swim | quickly |

1. Kangaroos are animals found in _____ and New Guinea.
2. Kangaroos can hop _____ on two legs or walk slowly on all four.
3. Kangaroos can't _____ backwards.
4. Kangaroos can jump very high - up to three times their own _____
5. Kangaroos can _____!
6. A _____ kangaroo is called a jey.
7. A group of kangaroos is called a _____.
8. The red kangaroo is the largest _____ on earth.
9. Kangaroos can live up to six _____ old in the wild.
10. Kangaroos can _____ with their paws.



REPORT- ANIMAL

Classification




What is it?

Description



- ♥ Where does it live?
- ♥ What does it eat?
- ♥ What does it look like?
- ♥ What can it do?

Conclusion



WATER

WATER

WATER

WATER IS


WATER IS THE BEST

WATER IS

Wednesday



Story Settings Description



Key Words

beautiful unsettling
giant calm wild lovely
dangerous fantastic
scorching freezing windy
spooky magnificent quiet
noisy tense lonely

Can you write a paragraph about this setting?

Word Detective.

Read an imaginative text aloud to someone. Find the following types of words from the book you just read.

| <i>Nouns</i> People, places or things you can point your finger at | <i>Verbs</i> Actions or things that you can 'do' | <i>Adjectives</i> Describe the size, age or colour of things |
|---|---|---|
| | | |
| | | |
| | | |
| | | |
| | | |
| | | |
| | | |

CVCC and CCVC Spelling Maze

Draw lines between the right letters to spell out the word! Write your word on the lines at the end!



l

o

m

t

a

p



t

a

p

r

i

n



m

i

k

s

l

g



p

u

d

m

o

n

W



w

e

o

s

t

u

starts

starts

starts

starts

starts

starts

starts

starts

starts

starts

starts


starts

Thursday





- Where are the girl and the dragon? What can they see from this place? What are they looking at?
- Why are they here?
- Are they friends? Does the girl own the dragon as a pet? Or does the dragon own the girl as *its* pet?
- What species of dragon do you think it is? Is it friendly?
- Does anyone else know that they're up here? What might other people say about their friendship?
- Give this picture a new title. Explain your choices and persuade others that yours is the best title.
- Write about the adventures of the girl and the dragon.



Compound Sentences

A sentence that expresses two complete thoughts is a compound sentence.

In a compound sentence, two independent clauses can be joined by a comma and a conjunction.

examples: Chris invited me to his birthday party, and I told him I would be there.

Do you want to play basketball, or would you rather go fishing?

I was going to buy a candy bar, but I decided to make a healthy choice instead.

Combine each pair of simple sentences to make a compound sentence. Use the conjunction in parenthesis.

1. A small kitten followed me home. I gave it a bowl of milk. (so)

2. We were lost in the woods. My brother had a map in his backpack. (but)

3. The girls were painting animal pictures. Katrina spilled the paint. (and)

Home Alone

- 9 My name is Spoon and I am a pug.
- 17 I am home alone in the daytime. My
- 28 owner goes out and it is time for me to
- 39 have some fun. I like to jump on all of the
- 48 beds. I drink from the pond and eat the
- 56 slippers. Sometimes, I like to chew up all
- 66 of the tissues in the box. I slide down the
- 75 stairs on my tum. Then, I run back to
- 84 my bed when I hear the key turn in
- 86 the door.



Read Together Quick Questions



1. What type of dog is Spoon?



2. What is Spoon's favourite thing to do when he is left alone?



3. Find and copy a word that rhymes with **hide**.




4. Number the events from 1 to 3 to show the order that they appear in the text.

I drink from the pond.

I slide down the stairs.


I liked to jump on all of the beds.

Friday



How the Kangaroos Got Their Tails

11 A long, long time ago, two kangaroos lived in the country
20 now known as Australia. The large, brown kangaroo was
30 from the plains and the smaller, grey kangaroo was from
41 the hills. One day, the grey kangaroo really wanted to eat
53 some wild bush honey, so he followed a swarm of bees to
65 their hive in the hole of a rock. The grey kangaroo reached
76 inside and pulled out a handful of gooey honey. It was
85 delicious and now the big, brown kangaroo also wanted
95 some for himself. The grey kangaroo told him to reach
108 his arm right into the back of the hole to get the tastiest
113 honey. The brown kangaroo did
121 this but all he pulled out was a
126 handful of spiders. He had
128 been tricked!



Quick Questions

1. How do you think the grey kangaroo was feeling when he followed the bees?



2. Which was the largest kangaroo?



3. Find and copy the word that means the same as the adjective 'sticky'.



4. Number these facts from 1 to 3 to show the order they appear in the text.



- The brown kangaroo pulled out a handful of spiders.
- The grey kangaroo followed the bees.
- The grey kangaroo ate some wild bush honey.

Name: _____

Date: _____

Monster Magic

o Reading Comprehension Activity o

Read and follow the instructions below to create a magic monster.

1. Cover the monster's body in 12 red dots.
2. Give the monster 8 long arms.
3. Draw six yellow eyes on the monster's head.
4. Give the monster 4 short legs.
5. Draw two green pointy antennas on top of the monster's head.
6. Give the monster a big smile and a long pink tongue.
7. Draw two small ears on each side of the monster's head.
8. Give the monster a spikey purple tail.
9. Cover the monster's body in fuzzy blue hair.
10. Give the monster a name.

