

# Plattsburg

Learning from Home

1/2B

# Tigers

# Literacy



Practise reading and spelling these words.

\*\* Extension – Practise writing the words in sentences.

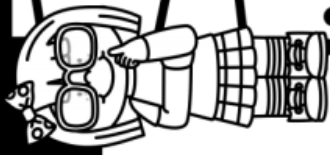
List 1	List 2	List 3	List 4	List 5	List 6	List 7	List 8	List 9	List 10
I	you	boy	do	have	here	be	or	your	there
the	big	he	it	play	are	from	was	down	when
mum	little	she	this	look	of	yes	see	sit	why
dad	am	we	my	come	out	go	him	day	some
a	to	can	with	if	like	no	up	did	by
me	is	girl	his	not	on	old	will	get	an
in	and	that	at	said	they	all	her	what	but

Friday






# Decodable Sentence Jumble

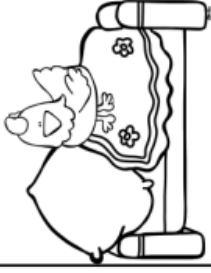


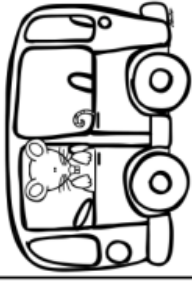
Name: \_\_\_\_\_


Which one ?


Read the sentences and tick the sentence that matches the picture.


	The hat is in the pan.	
	The ham is in the pan.	

	The hen is on the bed.	
	The hen is in the pen.	

	The rat is in the van.	
	The bat is in the van.	

	The pen is in the pin.	
	The pen is in the bin.	







	The cat sat on the map.	
	The cat sat on the mat.	

	The fox is on the box.	
	The fox is on the log.	

## Phonics

Change the beginning sounds on the following words to make a new word.







For example: tab > cab

Set 1 	change to 	write the new word <hr/>
Set 1 	change to 	write the new word <hr/>
Set 1 	change to 	write the new word <hr/>

The Printable Princess

Change the middle sounds on the following words to make a new word.

Example: otop > itip

Set 1 	change to 	write the new word <hr/>
Set 1 	change to 	write the new word <hr/>
Set 1 	change to 	write the new word <hr/>

The Printable Princess



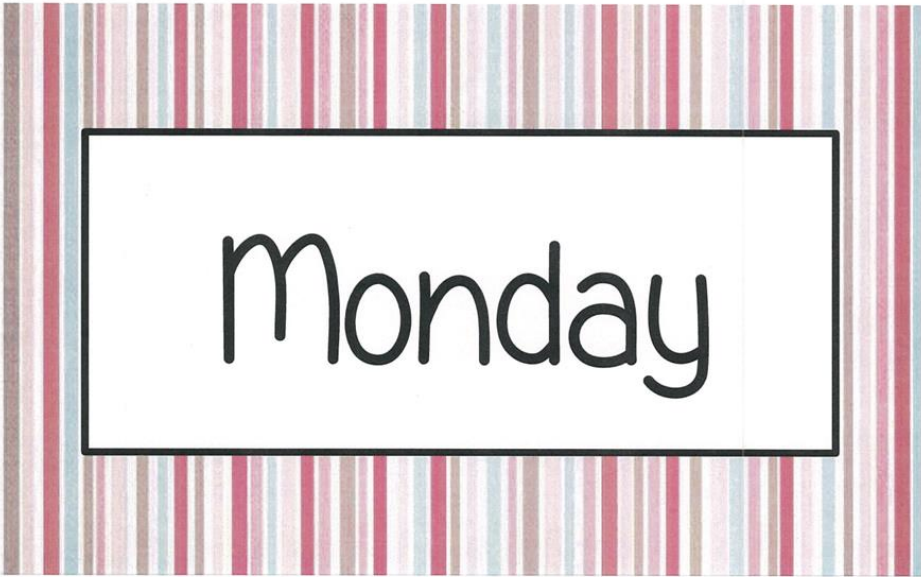
SUNSHINE SUNSHINE SUNSHINE

IT IS A SUNNY DAY FOR THE

CHILDREN TO GO TO SCHOOL

SUNSHINE IS

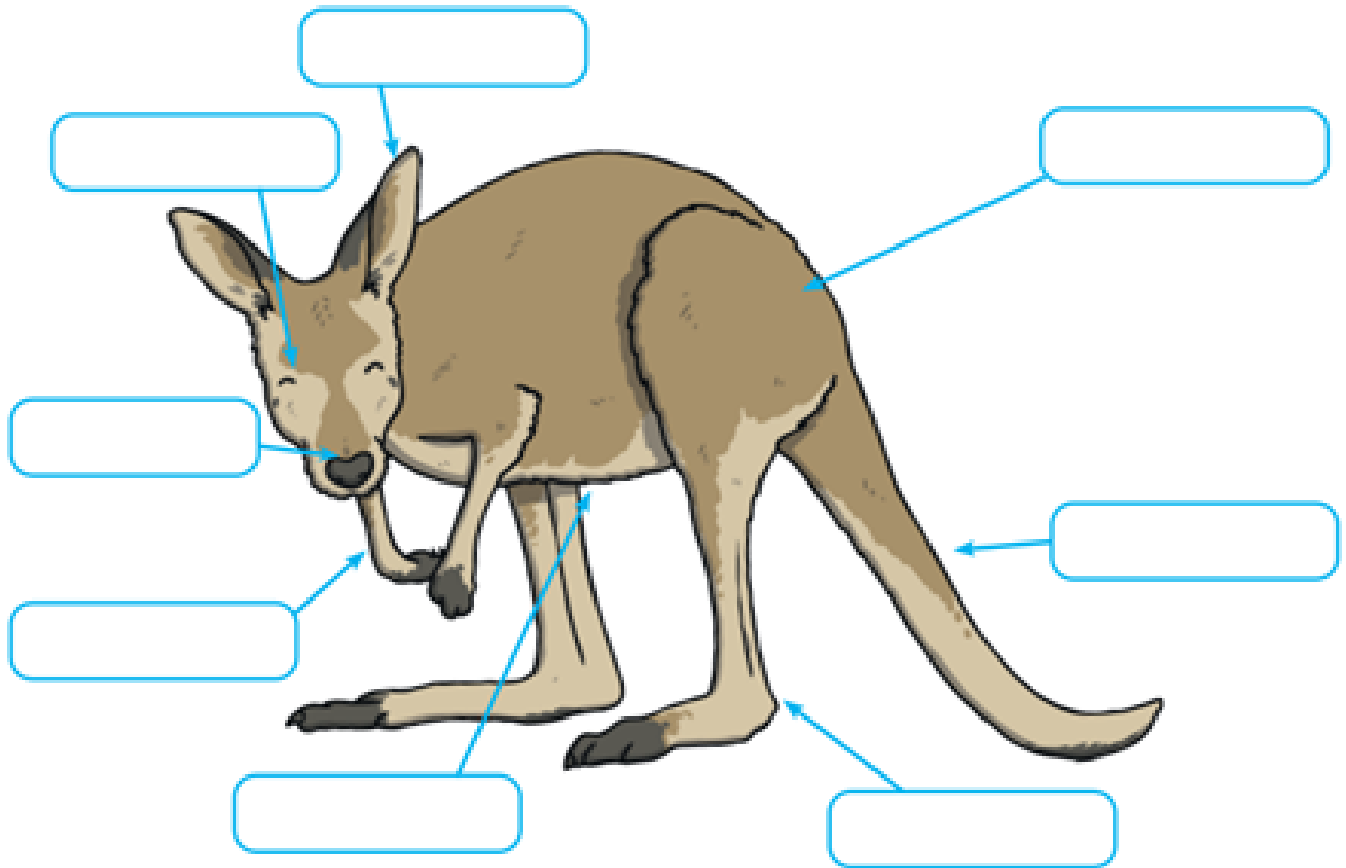




I can match the labels to the correct body parts.

Rewrite the words into the correct boxes.

# Kangaroos



## Word Bank

ears  
snout  
eyes  
arms  
legs  
pouch  
tail  
fur

Adjectives are describing words.

I can add some adjectives to better describe each body part.

ears	<u>furry ears</u> <u>brown furry ears</u> <u>large brown furry ears</u> <u>large brown furry ears that can move</u>
legs	<hr/> <hr/> <hr/> <hr/>
tail	<hr/> <hr/> <hr/> <hr/>
pouch	<hr/> <hr/> <hr/> <hr/>
arms	<hr/> <hr/> <hr/> <hr/>

# Grammar

I can match the correct adverb to complete the sentence.

Verbs are actions or doing words.

Adverbs describe the action- they tell us how, when or where something happened

1. The kangaroo slept \_\_\_\_\_ day. (when)
2. They \_\_\_\_\_ chewed on the grass. (how)
3. The mob jumped \_\_\_\_\_ away from the fox. (how)
4. They bounced \_\_\_\_\_ .(where)
5. Kangaroos are active \_\_\_\_\_ in the morning. (when)

## Adverb Word Bank

early

quickly

away

all

slowly



Can you write an adverb to describe what is the kangaroo doing?

---

Can you put this into a sentence?

---

---

---

---

## The Wet Track

Tricky words:

the is do you could

Stop! The track is wet. Do not run! You could slip. You could trip on a stick. You could get a gash!



You could get a:

- rash
- gash
- wish

Write the word **stick**.

WINTER

WINTER

WINTER

WINTER IS  
A GOOD

TIME TO  
START  
LEARNING.

WINTER  
IS  
A GOOD

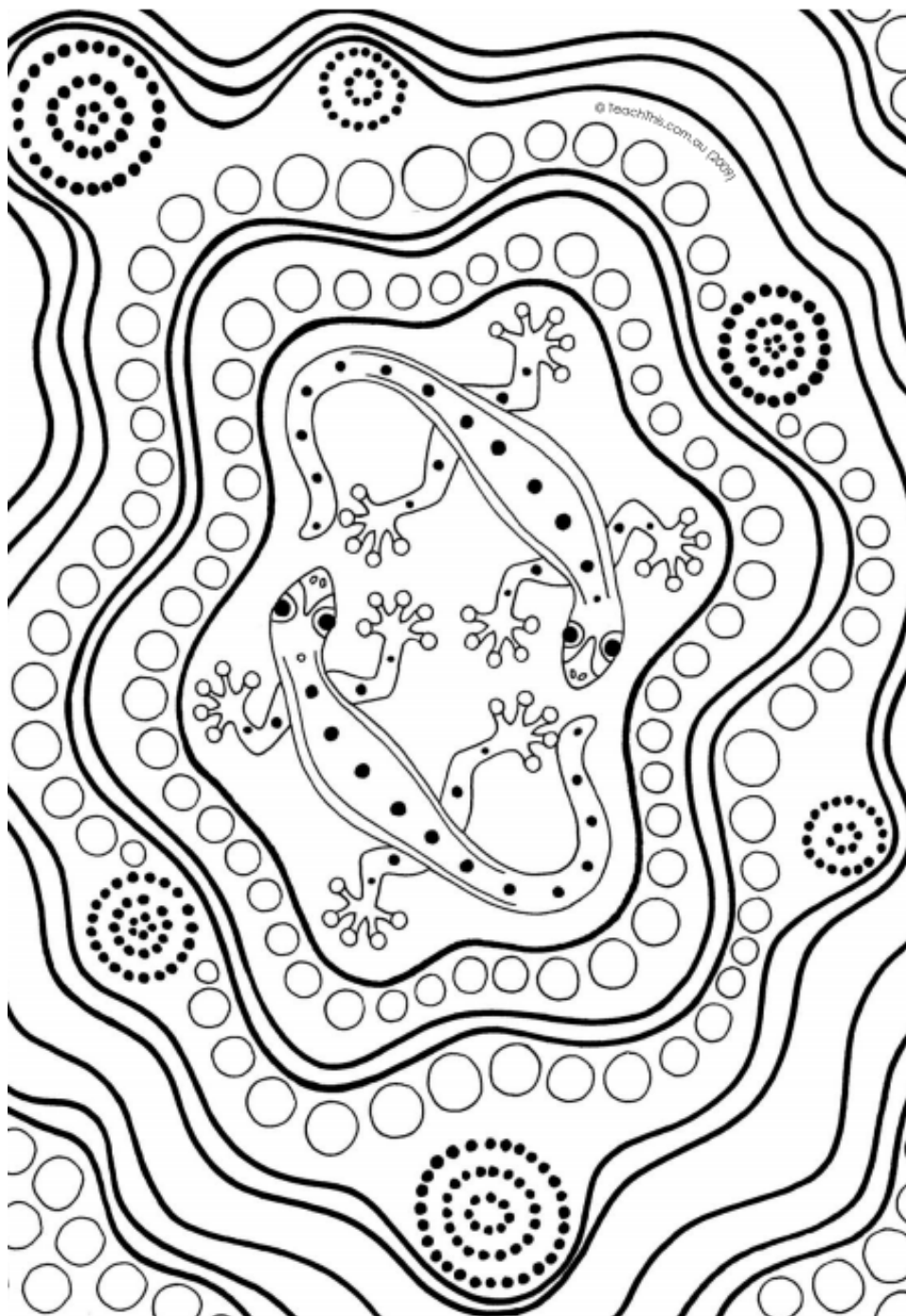
TIME

TO  
LEARN

WINTER  
IS  
A GOOD

WINTER  
IS  
A GOOD

Tuesday




You may need an adult's help to read this teaching text.

# Kangaroo

Kangaroos are mammals and marsupials that are found in every state in Australia.



The kangaroo has large and powerful hind legs, large feet, a long muscular tail for balance and a small head. Male kangaroos can be seen boxing when competing for the attention of a female.



Kangaroos are social animals that live in groups called mobs. They are herbivores so they eat plants, leaves and different grasses.

Kangaroos can reach a weight of 90kg, and can hop at speeds of up to 60km/h.

A male kangaroo is known as a boomer, buck, jack, or old man. The female kangaroo is known as the doe, jill, or flyer. A baby kangaroo is known as a joey. The Red Kangaroo is the largest marsupial in the world. It can leap as far as 8m and can jump up to 3m high.

## Did you know...?

Kangaroos cannot move backwards and adult kangaroos can live for months without drinking anything at all.






# Facts about Kangaroos

Use the words in the boxes to complete the sentences and learning amazing things about kangaroos.

punch	height	mob	marsupial	baby
years	walk	Australia	swim	quickly

1. Kangaroos are animals found in \_\_\_\_\_ and New Guinea.
2. Kangaroos can hop \_\_\_\_\_ on two legs or walk slowly on all four.
3. Kangaroos can't \_\_\_\_\_ backwards.
4. Kangaroos can jump very high - up to three times their own \_\_\_\_\_
5. Kangaroos can \_\_\_\_\_!
6. A \_\_\_\_\_ kangaroo is called a jey.
7. A group of kangaroos is called a \_\_\_\_\_.
8. The red kangaroo is the largest \_\_\_\_\_ on earth.
9. Kangaroos can live up to six \_\_\_\_\_ old in the wild.
10. Kangaroos can \_\_\_\_\_ with their paws.





# ANIMAL REPORT

What is it?

Where does it live?

What does it eat?

What does it look like?

What can it do?

Interesting Fact

WATER

WATER

WATER

WATER IS

WATER IS  
WATER IS  
WATER IS

WATER IS

Wednesday





## The Big Lunch

Tricky words:

the has his he some like

Ben has lunch in his back pack. He has a ham bun. He has a snack. He has some milk. I wish I had a big lunch like Ben!



Ben has a:







- sack
- snack
- shop

Draw a picture of Ben's **lunch**.

# Phonics

Change the beginning sounds on the following words to make a new word.







For example: man > can

Set 1 	change to 	write the new word <hr/>
Set 1 	change to 	write the new word <hr/>
Set 1 	change to 	write the new word <hr/>

The Printable Princess

Change the middle sounds on the following words to make a new word.

Example: tax > tux

Set 1 	change to 	write the new word <hr/>
Set 1 	change to 	write the new word <hr/>
Set 1 	change to 	write the new word <hr/>

The Printable Princess

stars

stars

stars

stars

stars

stars

stars

stars

stars

stars

stars



Thursday





- Where are the girl and the dragon? What can they see from this place? What are they looking at?
- Why are they here?
- Are they friends? Does the girl own the dragon as a pet? Or does the dragon own the girl as *its* pet?
- What species of dragon do you think it is? Is it friendly?
- Does anyone else know that they're up here? What might other people say about their friendship?
- Give this picture a new title. Explain your choices and persuade others that yours is the best title.
- Write about the adventures of the girl and the dragon.

---

---

---

---

---

---

---

---

# Compound Sentences

A sentence that expresses two complete thoughts is a compound sentence.

In a compound sentence, two independent clauses can be joined by a comma and a conjunction.

examples: Chris invited me to his birthday party, and I told him I would be there.

Do you want to play basketball, or would you rather go fishing?

I was going to buy a candy bar, but I decided to make a healthy choice instead.

**Combine each pair of simple sentences to make a compound sentence. Use the conjunction in parenthesis.**

1. A small kitten followed me home. I gave it a bowl of milk. (so)

---

---

2. We were lost in the woods. My brother had a map in his backpack. (but)

---

---

3. The girls were painting animal pictures. Katrina spilled the paint. (and)







---

---

# Phonics

Change the beginning sounds on the following words to make a new word.






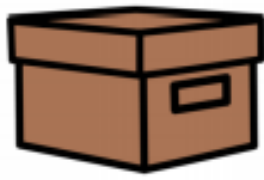
For example: fed > bed

Set 2 	change to 	write the new word <hr/>
Set 2 	change to 	write the new word <hr/>
Set 2 	change to 	write the new word <hr/>

The Printable Princess

Change the final sounds on the following words to make a new word.


Example: men > met

Set 2 	change to 	write the new word <hr/>
Set 2 	change to 	write the new word <hr/>
Set 2 	change to 	write the new word <hr/>

The Printable Princess



Friday



## The Frog

Tricky words:

the his is he has of

A frog swims in the pond. His skin is wet. He has spots on his chin. He has a chat with a bunch of bugs.



The frog has:


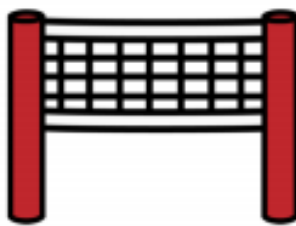




- dots
- pots
- spots

Write a word that rhymes with **frog**.

# Phonics

Change the beginning sounds on the following words to make a new word.







For example: let > net

Set 2 	change to 	write the new word <hr/>
Set 2 	change to 	write the new word <hr/>
Set 2 	change to 	write the new word <hr/>

The Pirlole Prince

Change the middle sounds on the following words to make a new word.

Example: rib > rub

Set 2 	change to 	write the new word <hr/>
Set 2 	change to 	write the new word <hr/>
Set 2 	change to 	write the new word <hr/>

The Pirlole Prince



Name: \_\_\_\_\_

Date: \_\_\_\_\_

# Monster Magic

## o Reading Comprehension Activity o

Read and follow the instructions below to create a magic monster.

1. Cover the monster's body in 12 red dots.
2. Give the monster 8 long arms.
3. Draw six yellow eyes on the monster's head.
4. Give the monster 4 short legs.
5. Draw two green pointy antennas on top of the monster's head.
6. Give the monster a big smile and a long pink tongue.
7. Draw two small ears on each side of the monster's head.
8. Give the monster a spikey purple tail.
9. Cover the monster's body in fuzzy blue hair.
10. Give the monster a name.

