

# PLATTSBURG

LEARNING FROM HOME

2D – RHINOS



# LITERACY




## 2D – WEEK 3 TIMETABLE – 23/8 – 27/8

MONDAY	TUESDAY	WEDNESDAY	THURSDAY	FRIDAY
<b>9:00</b> <b>Roll Call/Check In</b> (Google Classroom/Phone Call)	<b>9:00</b> <b>Roll Call/Check In</b> (Google Classroom/Phone Call)	<b>9:00</b> <b>Roll Call/Check In</b> (Google Classroom/Phone Call)	<b>9:00</b> <b>Roll Call/Check In</b> (Google Classroom/Phone Call)	<b>9:00</b> <b>Roll Call/Check In</b> (Google Classroom/Phone Call)
<b>LITERACY</b>	<b>LITERACY</b>	<b>LITERACY</b>	<b>LITERACY</b>	<b>LITERACY</b>
<b>9:05</b> <b>Spelling</b> - Week 7 Spelling List (Google Classroom/Booklet) <b>Writing</b> - **Kahoot! Tiger Facts (Google Classroom) - Tiger Label the Parts (Booklet) - Tiger Fact Sorting (Booklet)	<b>9:05</b> <b>Spelling</b> - Week 7 Spelling List (Google Classroom/Booklet) <b>Reading</b> - Tiger Cloze Passage (Google Classroom/Booklet) <b>Writing</b> - Features of a Tiger (Google Classroom/Booklet)	<b>9:05</b> <b>Spelling</b> - Week 7 Spelling List (Google Classroom/Booklet) <b>Reading</b> - Tiger Comprehension & Questions (Booklet) <b>Writing</b> - Tiger Fact Writing (Google Classroom/Booklet) <b>Handwriting</b> - 'ey' Spelling Words (Booklet)	<b>9:05</b> <b>Spelling</b> - Week 7 Spelling List (Google Classroom/Booklet) <b>Writing</b> - Tiger Facts Full Sentences + Picture (Google Classroom/Booklet) <b>Handwriting</b> - Tiger Sentences (Booklet)	<b>9:05</b> <b>Writing</b> - Tiger Information Report (Google Classroom/Booklet) - **Kahoot! Tiger Facts (Google Classroom) <b>Grammar</b> - Past and Present Tense (Booklet) <b>Spelling</b> - 'ey' Findaword (Booklet)
<b>NUMERACY</b>	<b>NUMERACY</b>	<b>NUMERACY</b>	<b>NUMERACY</b>	<b>NUMERACY</b>
<b>11:00</b> <b>Maths</b> - Number Of The Day - Mr Harvey's Word Problems - Numbers in Order - Tens and Ones/Number Jigsaw ** Extra Maths at back	<b>11:00</b> <b>Maths</b> - Number Of The Day - Mr Harvey's Word Problems - Number Lines - Reading Numbers/Adding Facts ** Extra Maths at back	<b>11:00</b> <b>Maths</b> - Number Of The Day - Mr Harvey's Word Problems - Division and Sharing - Counting/Area ** Extra Maths at back	<b>11:00</b> <b>Maths</b> - Number Of The Day - Mr Harvey's Word Problems - Fractions/Area - Fractions ** Extra Maths at back	<b>11:00</b> <b>Maths</b> - Number Of The Day - Mr Harvey's Word Problems - Which Holds More? - Pirate Colouring
<b>EXTRA ACTIVITIES</b> IF YOU WANT TO DO MORE!	<b>EXTRA ACTIVITIES</b> IF YOU WANT TO DO MORE!	<b>EXTRA ACTIVITIES</b> IF YOU WANT TO DO MORE!	<b>EXTRA ACTIVITIES</b> IF YOU WANT TO DO MORE!	<b>EXTRA ACTIVITIES</b> IF YOU WANT TO DO MORE!
<b>12:30</b> <b>Geography</b> - **Place Names – Complete the sheets at the back of the Literacy Book (Google Classroom/Booklet)	<b>12:30</b> <b>Art</b> - **Art Hub Cartoon Tiger (Google Classroom)	<b>12:30</b> <b>PD/H/PE</b> - **Miss Bax's Poster Challenge! (Google Classroom/Booklet)	<b>12:30</b> <b>Sport</b> - Walk with family or Play at the Park	<b>12:30</b> <b>Free Play Friday!</b> - Play with your family! Good work this week!

The time at the top of a box is just what time it will appear on Google Classroom. This does not mean you need to do it right then.

All Maths activities are completed in the booklet. Activities with a '\*\*' or 'Extra Activities' do not need to be completed. They are just an extra fun activity to keep you active and busy!

# Monday



# SPELLING WORDS -- WEEK 7 -- EY SOUND

*Look, Say, Cover, Write, Check (LSCWC)*

*Look* - Look at your spelling word.

*Cover* - Cover your word up.

*Check* - Check to see your spelling.

*Say* - Say your spelling word out loud.

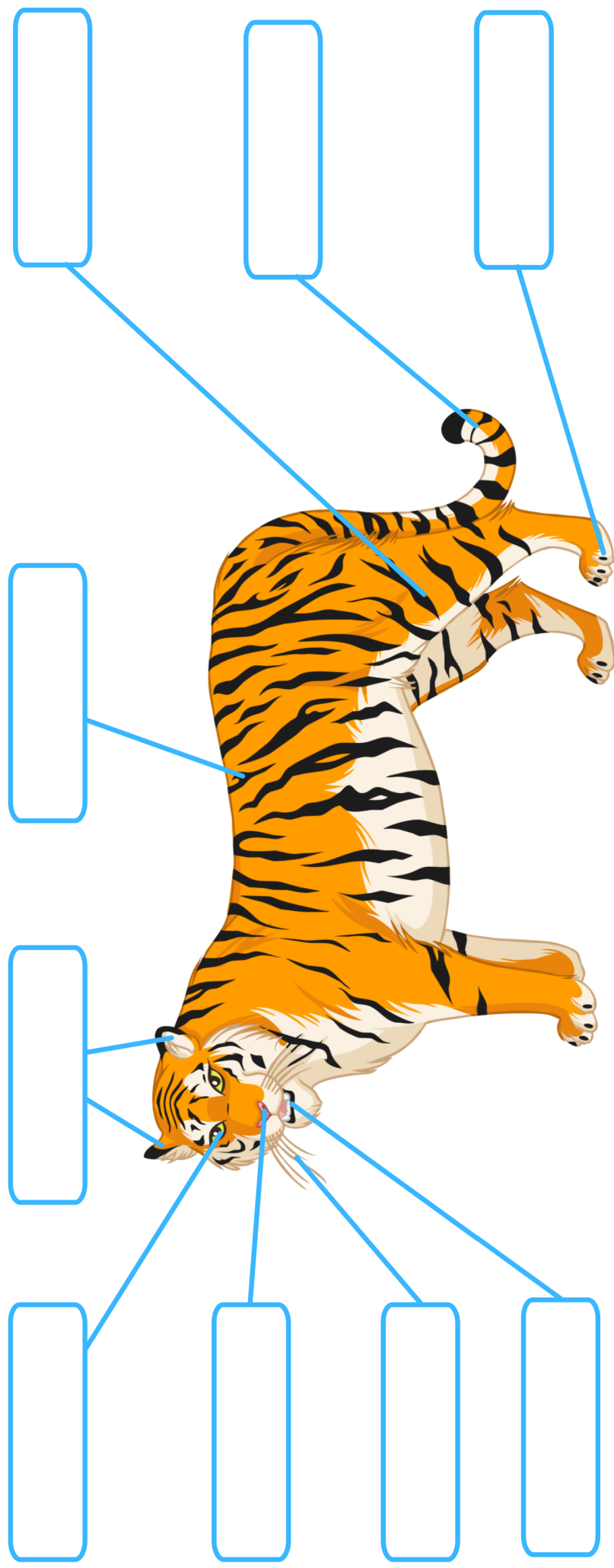
*Write* - Write your word into the correct box.

Word List	Monday	Tuesday	Wednesday	Thursday
key				
money				
alley				
valley				
monkey				
lost				
lost				
make				
made				
said				

# Parts of a Tiger

Learning Goal: I can label the parts of a tiger

that I can see.



Label the parts of a tiger with words from the word bank.

legs    ear    nose    tail    paws    teeth    eye    back    whiskers

# Tigers – Sorting the Facts

Read the facts on the next page, then sort them into their correct headings. You can cut them out or write them into the box.



Classification – What it is



Appearance – What it looks like



Habitat – Where it lives



Diet – What it eats

meat

four legs

a large cat

cold places

forest

black stripes

long tail

a mammal

deer


black, orange and white fur

grass

fish



Tuesday






# Find and Write the Words with a 'ey' Sound

Read and write the 'ey' words.



m o n



d o n k




h o n




h o ck




m o n k




t ur k



k



ch i m n



j o ck

# Tigers – Cloze Passage

Use the words to fill in the missing parts of the text. Read it to family to make sure it makes sense. Look for capital letters to help you with sentence starters too.

stripes

Tigers

grass

strong

family

mammals

Siberian

places

fish

hunt

T\_\_\_\_\_ are animals in the cat f\_\_\_\_\_. Like other cats, tigers are m\_\_\_\_\_. This means they give birth to live babies.



Tigers have four s\_\_\_\_\_ legs which help them run, jump, climb and swim. Tigers have orange and white fur coats with black s\_\_\_\_\_.



Tigers live in forests and g\_\_\_\_\_. S\_\_\_\_\_ tigers are white tigers that live in cold p\_\_\_\_\_.

Tigers h\_\_\_\_\_ for other animals such as baby elephants, pigs and deer. They enjoy swimming and can also catch f\_\_\_\_\_ as well.

**FAST FINISHER:** Sketch a picture of a tiger. Think about the parts of a tiger you have learnt this week.

# Features Of A Tiger

Learning Goal - To describe the features of a tiger using adjectives.



teeth

sharp, pointed teeth

long, sharp, pointed teeth

long, sharp pointed teeth to bite its prey



eyes

yellow eyes



fur



claws



nose

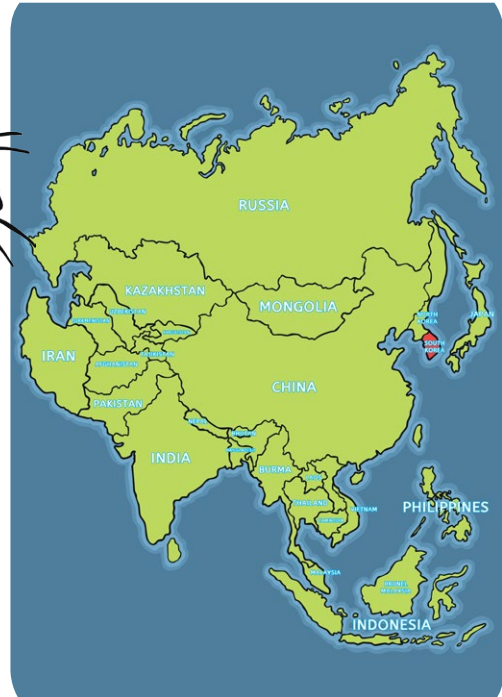
Wednesday



# Tigers

## What Do Tigers Look Like?

Tigers are the biggest of the big cats. Most tigers have orange fur with black stripes. Some tigers have black or white fur with light brown stripes. The stripes help the tigers to hide from other animals when they are hunting. They have long legs to help them run fast and sharp claws to catch and kill their food. They also have a very long tail.

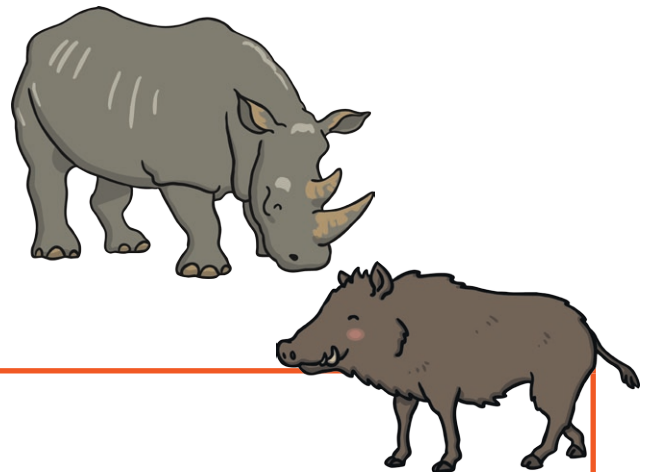


## Where Do Tigers Live?

Most tigers live in Asia. Some live in the cold parts of the north, others live in the south where it is hotter. Tigers live in forests. They like to be on their own.

## What Do Tigers Eat?

Tigers eat meat. They hunt for food at night. They creep up on the animal and bite it with their strong, sharp teeth. Tigers eat rhinos, horses and other animals.



## Did You Know...?

Baby tigers are called cubs.

# Questions

1. What do tigers have on their fur? Tick one.
  - stripes
  - spots
  - flowers
2. Which word describes a tiger's tail? Tick one.
  - curly
  - short
  - long
3. Where do most tigers live? Tick one.
  - Africa
  - America
  - Asia
4. What is a baby tiger called? Tick one.
  - a piglet
  - a calf
  - a cub
5. What do tigers eat? Tick one.
  - meat
  - fish
  - eggs

# Tigers

*Appearance - What it looks like*

*Diet - What it eats*

*Classification - What it is*

*Habitat - Where it lives*

*Fun Facts*

Trace, then write each word two times.

key

honey

alley

valley

monkey

lose

lost

made


make

said

The monkey lost the key.



Thursday



Name \_\_\_\_\_

Date \_\_\_\_\_

## Informative Texts - Scaffold

Title

Classification

Fact 1

Fact 2

Fact 3

Concluding Sentence

Tigers make their home in Asia, in valleys and jungles.

Tigers do not eat honey. They are more likely to try and eat a monkey as they are a carnivore.

It's easy to lose sight of a tiger because their stripes allow them to hide.

Friday



# Information Report – Tiger

What is it?

What does it look like?

Where does it live?

What does it eat?

# PAST TENSE

The event has already happened.  
I looked at bugs in the park.



# PRESENT TENSE

The event is happening now.  
I am looking for bugs in the park.



# FUTURE TENSE

The event is going to happen.  
I will look for bugs  
tomorrow.



# Verb Sorting Activity

When did it happen? Cut out the verbs on the other page and sort them on this page.

**Past**

**Present**

sleep



walked



bought



smell



yell



growled



gave



eat



hugged



buy



look



speak



kicked



jumped






# This week, we are looking at spelling the phoneme /ee/ with the digraph '-ey'.

j h d o n k e y i  
o o t k s f m f d  
u c h l a n o w t  
r k p j c v n k r  
n e b m k u k e o  
e y t u r k e y l  
y v a l l e y u l  
o p a r s l e y e  
c h i m n e y e y

key  
donkey  
monkey  
chimney  
valley

trolley  
turkey  
hockey  
parsley  
journey



# ***EXTRA ACTIVITIES***



Many Australian place names come from the languages of the Aboriginal Peoples.

3

Match these places to the meaning of their name.

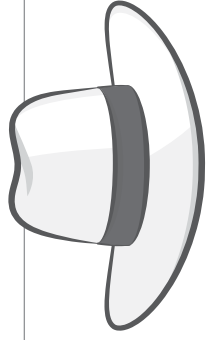
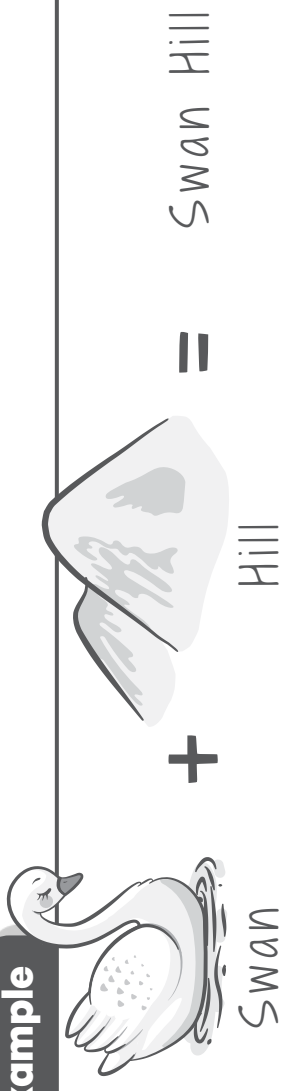


Place	Meaning	Picture
Canberra	meeting place (Ngunnawal)	
Parramatta	eel waters (Darug)	
Oodnadatta	Mulga blossom – a Mulga is a small tree which grows in the outback. (Arrente)	
Dandenong	lofty mountains (Woiwurrung)	

8

Use the picture clues to find place names in Australia.

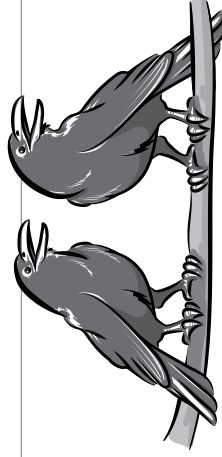
**Example**



+




=



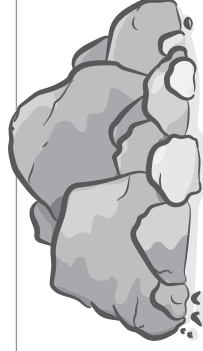
+



=



+



=

MISS BAX'S

# WORKING FROM HOME CHALLENGE

## Create an Acrostic Poem

This challenge is open to all students K-2.

1. Choose one of our school values and
2. Create an acrostic poem



### What is an acrostic poem you ask?

An acrostic poem is a poem in which certain letters of each line spells out a word, name, or phrase when read vertically. See the example below (do not copy this example and send it in as your entry, it will be disqualified).



**Presentation:** Entries must be A4 size. Both paper and electronic entries will be accepted. Those of you who are more daring may like to submit an MP4 presentation of yourself delivering your poem.

**Closing Date: Friday 3rd September 2021**

**Prizes:** One entry from each grade will be selected and awarded a \$25 gift voucher.

**RESPECT INDEPENDENCE CONNECTING EMPATHY**