

# Plattsburg Public School


Learning from Home  
Literacy – Week 3

KC Mangoes





Monday 23rd August 2021




## Comprehension

Look at the picture.

Circle the right answer for each of the questions.

# MAKING INFERENCES

What can we infer from this picture?


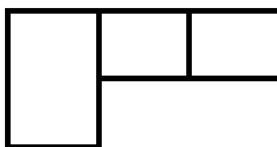
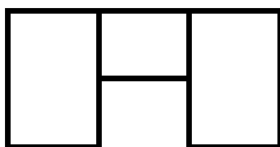
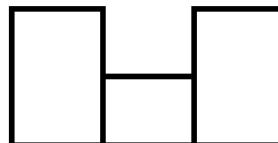

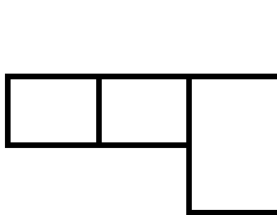
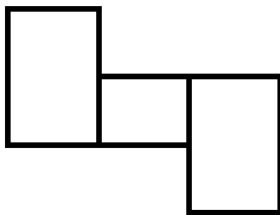



1.  
The boy is handing the girl a real flower.  
The boy is handing the girl a flower drawing.
2.  
The girl is happy.  
The girl is sad.
3.  
The boy and girl are not friends.  
The boy and girl are friends.

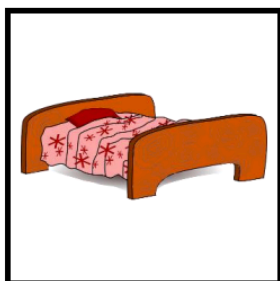
# Phonics

## CVC Word Boxes- Vowel Mix 1

Name: \_\_\_\_\_



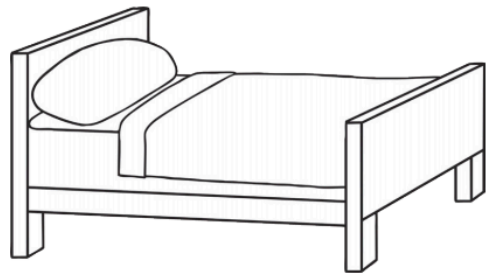
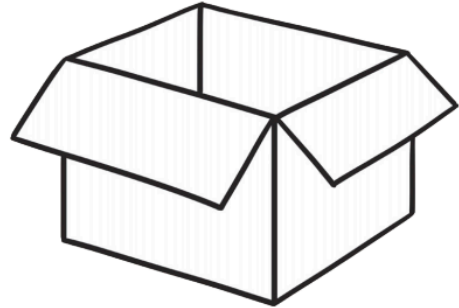
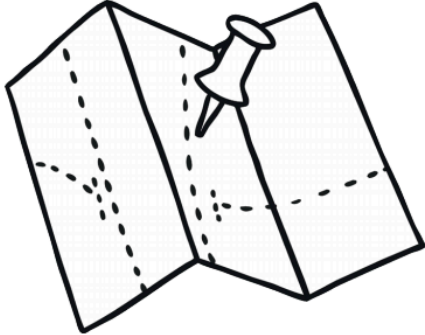
Say the word. Write the word. Box the word.





# CVC Words: Mixed

Directions: Cut and paste the letters to make the word for the picture in the box.



visit [twinkl.com](https://www.twinkl.com)



p

b

a

o

m

t

s

d

b

e

i

x

## Sight Words

Trace the following sight words and write the word on the line.

Write a sentence with one of your sight words.

by

---

an

---

but

---

---

---

## Reading

Today I read the story: \_\_\_\_\_

It is written by: \_\_\_\_\_

It is illustrated by: \_\_\_\_\_


Beginning:

Middle:

End:

## Writing

Ee



Notes to remember:

- My letters sit on the line.
- My lower case letters are the same height.
- My upper case letters touch the top of the line.
- I start the letter at the right point.
- I use finger spaces between each new letter or new word.

Say the sound: e for elephant.

Now copy the letters and words into your handwriting book.

e e e

E E E

Ee Ee Ee


every

envelope

elephant



Tuesday 24th August 2021



## Grammar

Look at the picture below and circle the adjectives that describe the picture.  
An adjective is a word that describes a noun.

# ADJECTIVES

**Brainstorm some adjectives that you could use to describe...**



Circle the adjectives from the side that describe this giraffe.



happy

spotty

thin

round

purple


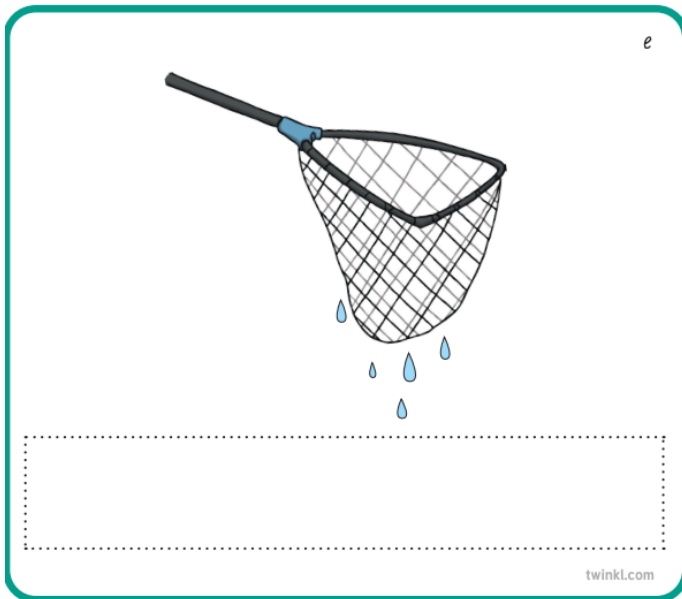
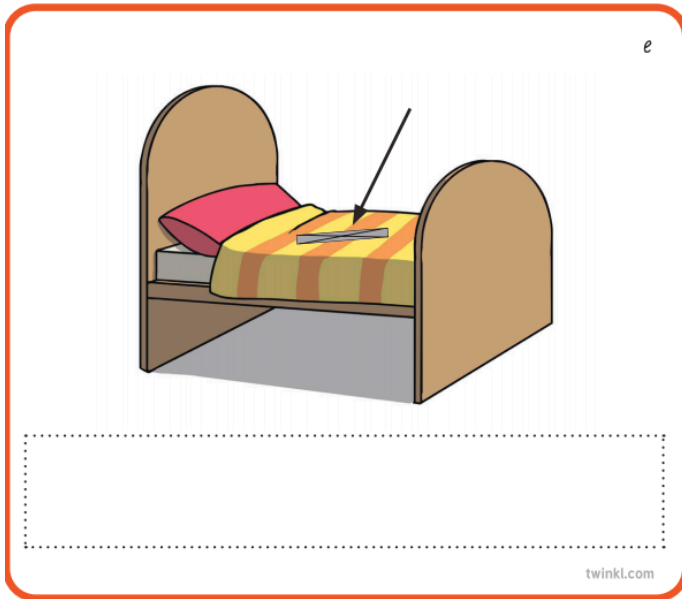
tall

tiny

orange



## Set Three: Short e



The pen is on the bed.

The men fed the hen.

The net is wet.

Jen met Deb on a jet.

The pen is on the bed.


The men fed the hen.

The net is wet.

Jen met Deb on a jet.

# CVC Word Boxes- Vowel Mix 2


Name: \_\_\_\_\_











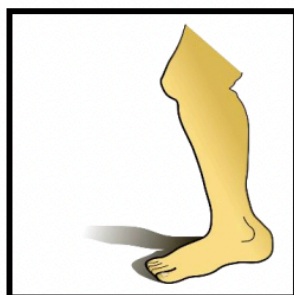










Say the word. Write the word. Box the word.



## Sight Words

Trace the following sight words and write the word on the line.

by

---

on

---


but

---


# Write and Draw

©The Printable Princess®


Name: \_\_\_\_\_




chef




doctor



teacher









police officer



firefighter

When I grow up

Used a capital letter I see the dog. 	Used space between words. I see the dog. 	I stretched out words. d o g 	Used punctuation. ? ! 	Drew a picture.  
-------------------------------------------------------------------------------------------------------------------------------	-----------------------------------------------------------------------------------------------------------------------------------	-----------------------------------------------------------------------------------------------------------------------	----------------------------------------------------------------------------------------------------------------	--------------------------------------------------------------------------------------------------------------------------------------------------------------------------------------------



Wednesday 25th August 2021





## Comprehension

Look at the picture.

Circle the right answer for each of the questions.

# MAKING INFERENCES

What can we infer from this picture?



1.

The boy wants to look at the lizard closely.

The boy wants to look at the lizard from far away.

2.

The lizard likes where it lives.

The lizard does not like where it lives.

3.

The boy is an artist.




The boy is a scientist.



Name: \_\_\_\_\_

# CVC Word Match

Match the CVC words to the pictures.



bat

mug

cap

bed

jet

lip

dog

pig

log






pot






sun






bug

# Initial Sounds

Write the initial sound to match the picture.


				

Name: \_\_\_\_\_

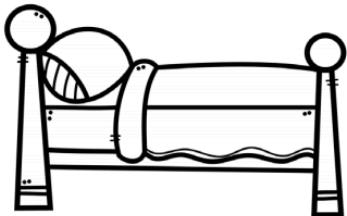
# Spell & Find

Spell and find the words.

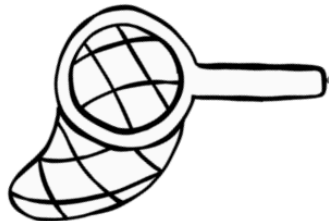


n	e	t	b	p	l
r	f	m	e	j	e
d	s	p	d	l	g
n	g	e	h	c	k
t	e	n	j	e	t

ten  
leg  
net  
pen  
bed  
jet




--	--	--




--	--	--



--	--	--



--	--	--



--	--	--

10

--	--	--

## Sight Words

Trace the following sight words and write the word on the line.

by

---

on

---

but

---

# Reading Response

**Title:** \_\_\_\_\_


**Author:** \_\_\_\_\_

*Did you like this book? Colour one:*



*Draw your favourite part below.*

# Writing



Notes to remember:

- My letters sit on the line.
- My lower case letters are the same height.
- My upper case letters touch the top of the line.
- I start the letter at the right point.
- I use finger spaces between each new letter or new word.

Say the sound: f for flower.

Now copy the letters and words into your handwriting book.

f f f

F F F

Ff Ff Ff

for


four

from





Thursday 26th August 2021



## Grammar

Look at the picture below and circle the adjectives that describe the picture.  
An adjective is a word that describes a noun.

# ADJECTIVES

Brainstorm some adjectives that you could use to describe...



Circle the adjectives from the side that describe this fish.



purple

colourful

tiny

mean

sharp

white






big






square

## Phonics

# Initial Sounds

Write the initial sound to match the picture.

# Set One: Short a



a

twinkl.com



a

twinkl.com



a

twinkl.com



a

twinkl.com

The cat is on a mat.

a

The man has a hat.

a

The rat had a nap.

a

The ram has a bag.

a

The cat is on a mat. The man has a hat.

The rat had a nap. The ram has a bag.

## Sight Words

Trace the following sight words and write the word on the line.

Write a sentence with one of your sight words.

by

---

an

---

but

---

---

---



## Writing

Paste the words in order to make a sentence.

--	--	--	--	--

Write the unscrambled sentence on the line below.




Draw a picture of the sentence you made.


© www.kindergartenworksheetsandgames.com

two	hen	The	eggs.	laid
-----	-----	-----	-------	------





Friday 27th August 2021




## Comprehension

Look at the picture.

Circle the right answer for each of the questions.

# MAKING INFERENCES

What can we infer from this picture?



The boy is in the classroom.

The boy is in the playground.

The boy is wearing a green shirt.

The boy is wearing a purple shirt.

The boy is hanging upside down.

The boy is not hanging upside down.





1.

2.

3.

# CVC Words: Mixed

Directions: Cut and paste the letters to make the word for the picture in the box.




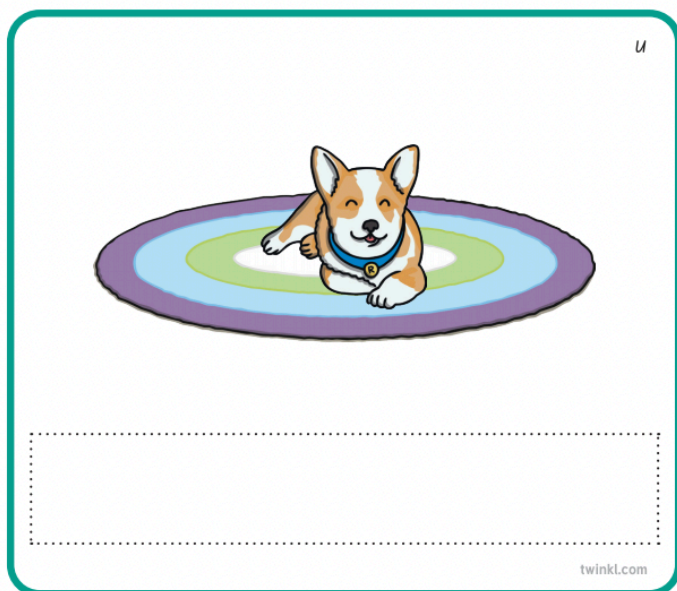
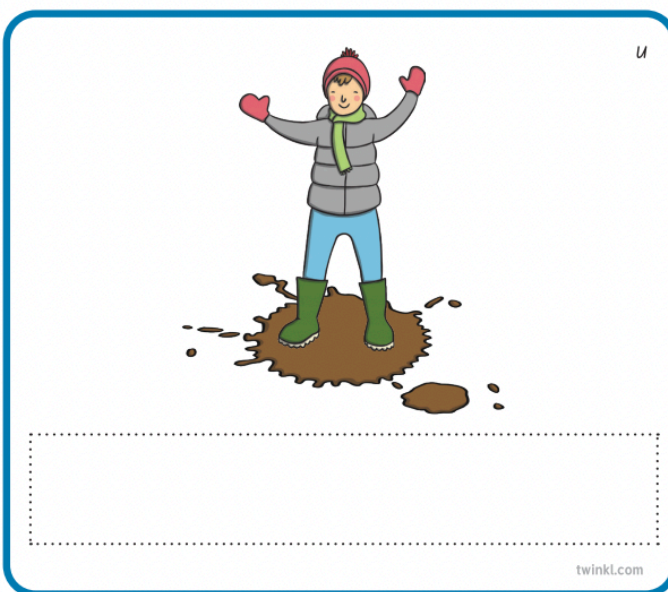

visit [twinkl.com](https://www.twinkl.com)



n	n	j	o	e	n
g	s	u	a	p	v



# Set Five: Short u



Bud and the pup can run.

Gus can jump in the mud.

The pup is on the rug.

The duck is on the truck.

Bud and the pup can run. Gus can jump in the mud.

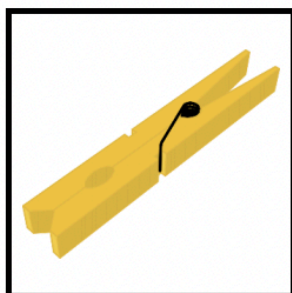
The pup is on the rug. The duck is on the truck.


# CVC Word Boxes- Vowel Mix 3


Name: \_\_\_\_\_




--	--	--











Say the word. Write the word. Box the word.



## Sight Words

Trace the following sight words and write the word on the line.

by

---

on

---

but

---



## Reading

Read a story at home. Draw pictures to show the characters, the setting and the beginning, middle and end of the story.

Name: \_\_\_\_\_

Date: \_\_\_\_\_

my 5-finger  
Retell

Title of the book: \_\_\_\_\_





## Writing

Hh



Notes to remember:

- My letters sit on the line.
- My lower case letters are the same height.
- My upper case letters touch the top of the line.
- I start the letter at the right point.
- I use finger spaces between each new letter or new word.

Say the sound: h for hand.

Now copy the letters and words into your handwriting book.

h h h

H H H

Hh Hh Hh

her

his

hello