

Plattsburg Public School


Learning from Home
Literacy – Week 3

KC Watermelons





Monday 23rd August 2021




Comprehension

Look at the picture.

Circle the right answer for each of the questions.

MAKING INFERENCES

What can we infer from this picture?




1. The boy is handing the girl a real flower.
The boy is handing the girl a flower drawing.
2. The girl is happy.
The girl is sad.
3. The boy and girl are not friends.
The boy and girl are friends.

Grammar

Look at the picture below and circle the adjectives that describe the picture.
An adjective is a word that describes a noun.

ADJECTIVES

Brainstorm some adjectives that you could use to describe...



Circle the adjectives from the side that describe this monster.



kind

black

big

round

purple

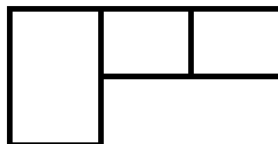
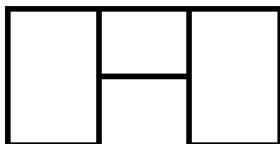


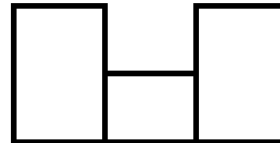
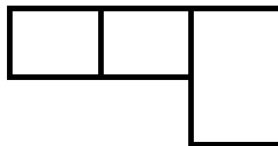
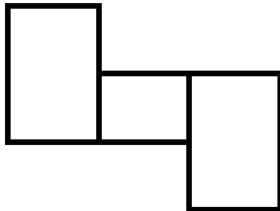


scary

tiny

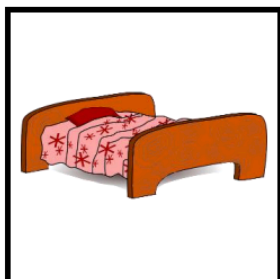
mean

CVC Word Boxes- Vowel Mix 1

Name: _____

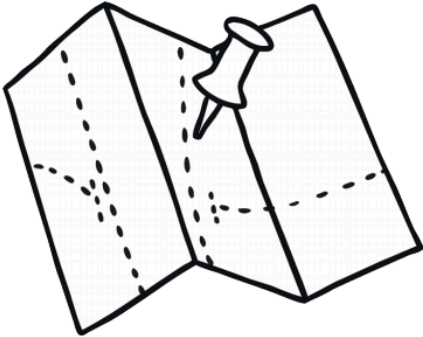
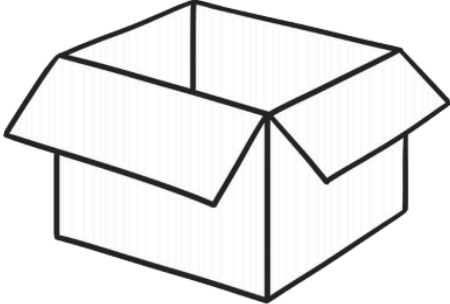

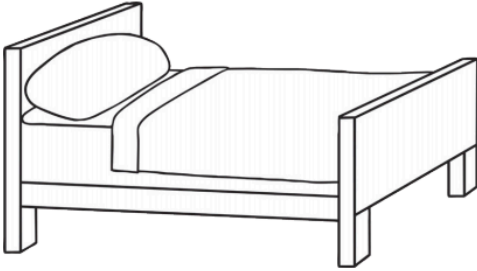


Say the word. Write the word. Box the word.



CVC Words: Mixed

Directions: Cut and paste the letters to make the word for the picture in the box.



visit [twinkl.com](https://www.twinkl.com)



p	b	a	o	m	t
s	d	b	e	i	x

Sight Words

Trace the following sight words and write the word on the line.

Write a sentence with one of your sight words.

by

an

but

Reading

Today I read the story: _____

It is written by: _____


It is illustrated by: _____

Beginning:

Middle:

End:

Writing



Notes to remember:

- My letters sit on the line.
- My lower case letters are the same height.
- My upper case letters touch the top of the line.
- I start the letter at the right point.
- I use finger spaces between each new letter or new word.

Say the sound: e for elephant.

Now copy the letters and words into your handwriting book.

e e e

E E E

Ee Ee Ee


every

envelope

elephant



Tuesday 24th August 2021



Comprehension

Look at the picture.

Circle the right answer for each of the questions.

MAKING INFERENCES

What can we infer from this picture?



The girl is unhappy.

1.

The girl is happy.

The girl is wearing a pink bow.

2.

The girl is wearing an orange bow.

It is a cold day.

3.

It is a hot day.

Grammar

Look at the picture below and circle the adjectives that describe the picture.
An adjective is a word that describes a noun.

ADJECTIVES

Brainstorm some adjectives that you could use to describe...



Circle the adjectives from the side that describe this giraffe.



happy

spotty

thin

round


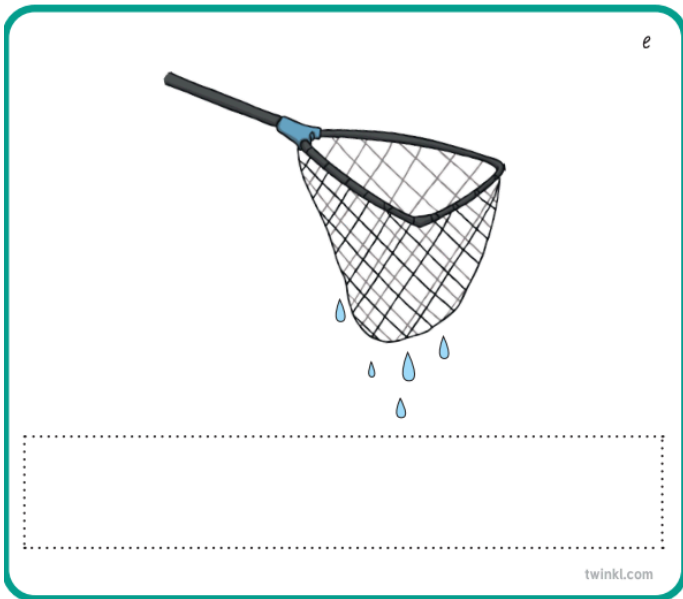

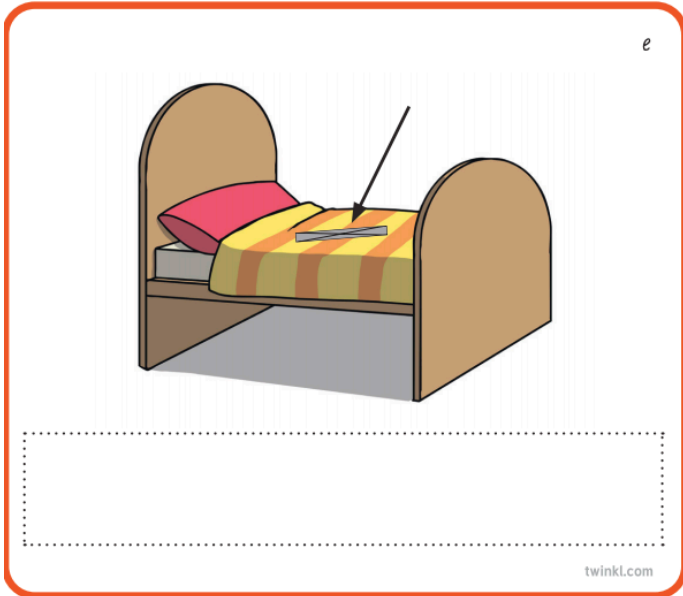
purple

tall

tiny

orange

Set Three: Short e



The pen is on the bed.
The net is wet.

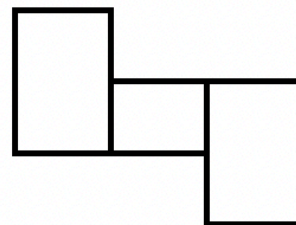
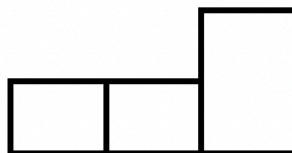
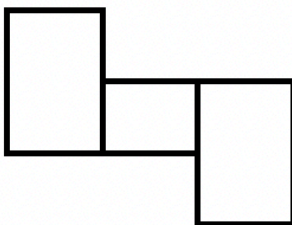

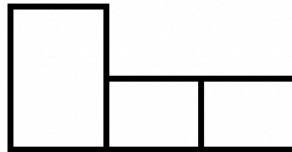
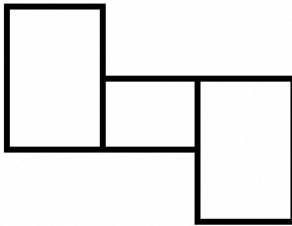

The men fed the hen.
Jen met Deb on a jet.

The pen is on the bed.
The net is wet.


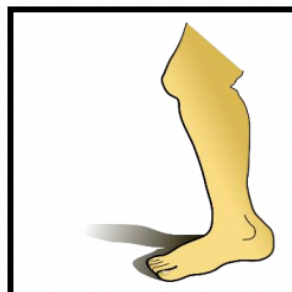
The men fed the hen.
Jen met Deb on a jet.

CVC Word Boxes- Vowel Mix 2

Name: _____



Say the word. Write the word. Box the word.



Sight Words

Trace the following sight words and write the word on the line.

by

am

and


Write and Draw

©The Printable Princess®


Name: _____




chef




doctor



teacher



police officer



firefighter

When I grow up

Used a capital letter

I see the dog.



Used space between words.

I see the dog.



I stretched out words.

d o g

Used punctuation.

? !

Drew a picture.





Wednesday 25th August 2021



Comprehension

Look at the picture.

Circle the right answer for each of the questions.

MAKING INFERENCES

What can we infer from this picture?



The boy wants to look at the lizard closely.

1.

The boy wants to look at the lizard from far away.

The lizard likes where it lives.

2.

The lizard does not like where it lives.

The boy is an artist.

3.

The boy is a scientist.

Grammar

Look at the picture below and circle the adjectives that describe the picture.
An adjective is a word that describes a noun.

ADJECTIVES

Brainstorm some adjectives that you could use to describe...

wrinkly

tall

large

short

Circle the adjectives from the side that describe this elephant.




grey

scary

tiny





long



Name: _____

CVC Word Match

Match the CVC words to the pictures.



bat

mug

cap

bed

jet

lip

dog

pig

log






pot






sun






bug

Initial Sounds

Write the initial sound to match the picture.


				

Name: _____

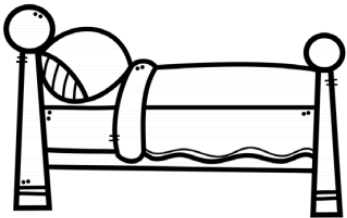
Spell & Find

Spell and find the words.

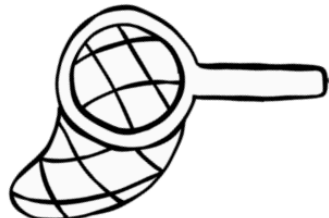


n	e	t	b	p	l
r	f	m	e	j	e
d	s	p	d	l	g
n	g	e	h	c	k
t	e	n	j	e	t

ten
leg
net
pen
bed
jet




--	--	--




--	--	--



--	--	--



--	--	--



--	--	--

10

--	--	--

Sight Words

Trace the following sight words and write the word on the line.

by

an

and

Reading Response

Title: _____


Author: _____

Did you like this book? Colour one:



Draw your favourite part below.

Writing



Notes to remember:

- My letters sit on the line.
- My lower case letters are the same height.
- My upper case letters touch the top of the line.
- I start the letter at the right point.
- I use finger spaces between each new letter or new word.

Say the sound: f for flower.

Now copy the letters and words into your handwriting book.

f f f

F F F

Ff Ff Ff


for

four

from



Thursday 26th August 2021




Comprehension

Look at the picture.

Circle the right answer for each of the questions.

MAKING INFERENCES

What can we infer from this picture?



The boy in the blue shorts is upset.

1. The boy in the blue shorts is happy.

The boy in the yellow shirt is not being nice.

2. The boy in the yellow shirt is being a good friend.

Someone has a sore knee.

3. Someone has a sore elbow.

Grammar

Look at the picture below and circle the adjectives that describe the picture.
An adjective is a word that describes a noun.

ADJECTIVES

Brainstorm some adjectives that you could use to describe...

sharp

white

big

square

purple

colourful

tiny






mean






Circle the adjectives from the side that describe this fish.



Initial Sounds




Write the initial sound to match the picture.

Set One: Short a



The cat is on a mat.

The rat had a nap.

The man has a hat.

The ram has a bag.

The cat is on a mat.

The rat had a nap.

The man has a hat.

The ram has a bag.

Sight Words

Trace the following sight words and write the word on the line.

Write a sentence with one of your sight words.

by

an

but

Writing

Paste the words in order to make a sentence.

--	--	--	--	--

Write the unscrambled sentence on the line below.




Draw a picture of the sentence you made.

© www.kindergartenworksheetsandgames.com

two hen The eggs. laid



Friday 27th August 2021



Comprehension

Look at the picture.

Circle the right answer for each of the questions.

MAKING INFERENCES

What can we infer from this picture?



The boy is in the classroom.

1.

The boy is in the playground.

The boy is wearing a green shirt.

2.

The boy is wearing a purple shirt.

The boy is hanging upside down.

3.

The boy is not hanging upside down.

Grammar

Look at the picture below and circle the adjectives that describe the picture.
An adjective is a word that describes a noun.

ADJECTIVES

Brainstorm some adjectives that you could use to describe...

yummy

black

rotten

round


purple

red

delicious





bruised

Circle the adjectives from the side that describe this apple.



CVC Words: Mixed

Directions: Cut and paste the letters to make the word for the picture in the box.


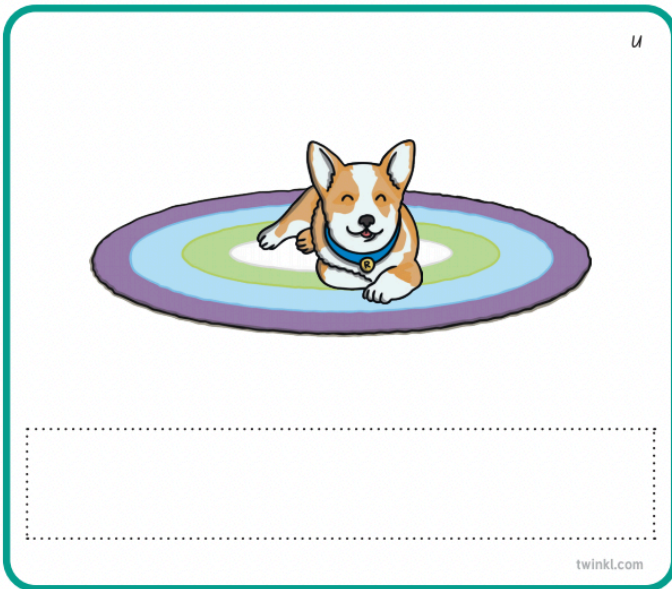




visit [twinkl.com](https://www.twinkl.com)



n	n	j	o	e	n
g	s	u	a	p	v

Set Five: Short u





Bud and the pup can run.
The pup is on the rug.

Gus can jump in the mud.
The duck is on the truck.




Bud	and	the	pup	can	run.	Gus	can	jump	in	the	mud.
The	pup	is	on	the	rug.	The	duck	is	on	the	truck.

CVC Word Boxes- Vowel Mix 3


Name: _____



--	--	--



Say the word. Write the word. Box the word.



Sight Words

Trace the following sight words and write the word on the line.

by

am

and


Reading

Read a story at home. Draw pictures to show the characters, the setting and the beginning, middle and end of the story.

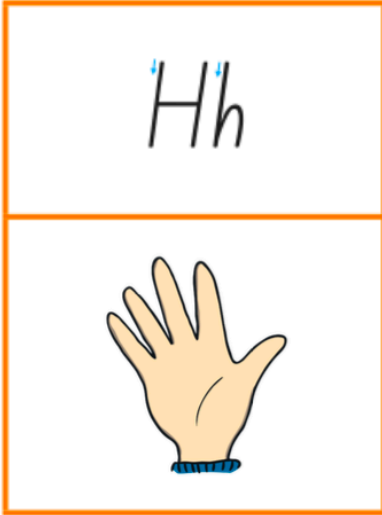
Name: _____ Date: _____

Title of the book: _____

MY 5-FINGER
RETELL



Writing



Notes to remember:

- My letters sit on the line.
- My lower case letters are the same height.
- My upper case letters touch the top of the line.
- I start the letter at the right point.
- I use finger spaces between each new letter or new word.

Say the sound: h for hand.

Now copy the letters and words into your handwriting book.

h h h

H H H

Hh Hh Hh

her

his

hello