

Term 3 Week 8

Plattsburg


Learning from Home

1/2B





















Tigers

Literacy





Look at each picture then find the matching word in the grid.
Write the word next to the picture.

		_____
		_____
		_____
		_____
		_____
		_____
		_____
		_____
		_____
		_____

DIGRAPH DETECTIVES

Find and Write

z	t	u	r	t	l	e
x	c	q	c	l	u	e
p	h	n	o	s	e	t
e	a	r	c	a	r	i
a	l	g	i	r	l	g
c	k	p	d	s	b	e
h	m	c	l	a	w	r








DESCRIBING A SETTING

using your senses

Close your eyes and imagine you are in this setting.



What might you...

SEE? 	
HEAR? 	
SMELL? 	
TASTE? 	
FEEL? 	

Comprehension Passages

◆ Read the passage below:



A Hot Summers Day

It was a hot summers day. Emma was sitting on the sand at the beach. She went swimming in the water. She saw a fish under the water.

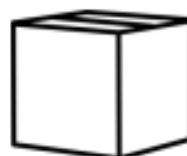


◆ Circle the answer to the questions below:

What was the weather like?



Emma was sitting on...



What did Emma do in the water...



What animal did Emma see?




◆ Illustrate the passage:


Common Noun Sort

Name: _____


Person



Place



Thing



Read each noun. Is it a person, place or thing? Write each word on the correct sheep.

sister

station

teeth

church

uncle

piano

flowers


office

pilot

dog

theatre


nurse



SQUIGGLE TIME

1

Make a new picture, using the squiggles below:



Sentence Punctuation

Rewrite each sentence with correct
punctuation.



1. you did an amazing job

2. are we going to the shop

3. we will go in the car

4. what is in the box

5. stop, do not move

6. it could rain today



i e



Read, trace and draw

pie	tie
flies	cried
fried	spies

Sound out

tie
lie
die
dried
tried
spies
tries

Read the sentence

Shoo the flies off the pies!

Choose the right word

flies fried cried

The baby _____

Mum _____ the eggs.

Go away _____!

Complete, read and match






t _____

p _____










fl _____s

fr _____d

sp _____s



























Look, Sound, Colour & Write - i

	b	j	i	a	b	m	
	p	t	a	i	f	n	
	f	e	i	a	d	n	
	l	d	i	e	p	g	
	d	t	p	i	n	g	
	p	i	o	g	n	m	
	w	l	a	i	d	b	
	w	m	i	a	g	n	
	z	n	v	i	a	p	



Look at each picture then find the matching word in the grid.
Write the word next to the picture.

-   _____
-   _____
-   _____
-   _____
-   _____
-   _____
-   _____
-   _____
-   _____
-   _____

DIGRAPH DETECTIVES

Find and Write

l	e	a	f	p	m	h
t	y	c	b	i	c	a
q	z	o	p	e	r	y
k	o	w	t	r	e	e
e	o	b	o	a	t	x
y	w	b	r	e	a	d
t	r	a	i	n	z	v



Comprehension Passages

◆ Read the passage below: ★ ★ ★



The Party

Matt went to a surprise party for his friend Mel's 10th birthday. They went bowling and Matt won. Matt ate a hotdog and then birthday cake.



◆ Circle the answer to the questions below:

Where did Matt go?



How old is Mel?



What did Matt do?



What did Matt eat?



◆ Illustrate the passage:



b b b


B B B

Bb Bb Bb

be

but

before

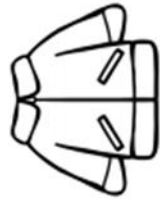


SQUIGGLE TIME

2

Make a new picture, using the squiggles below.





Read, trace and draw

soap	boat
coat	toad
goat	toast

Sound out

loan
 roam
 foam
 load
 coat
 boast
 toast

Read the sentence

The goat in a coat had toast.

Choose the right word

road coat float

Will the boat _____?

Get a _____

The man went up the _____

Complete, read and match

g _ t b _ t s _ p
 l _ f c _ t



Adjectives Around

An adjective describes a noun.

Write the adjectives inside the cake.

yummy

cake

tasty

bake

serve

cute

vanilla

eat

soft

crumbly

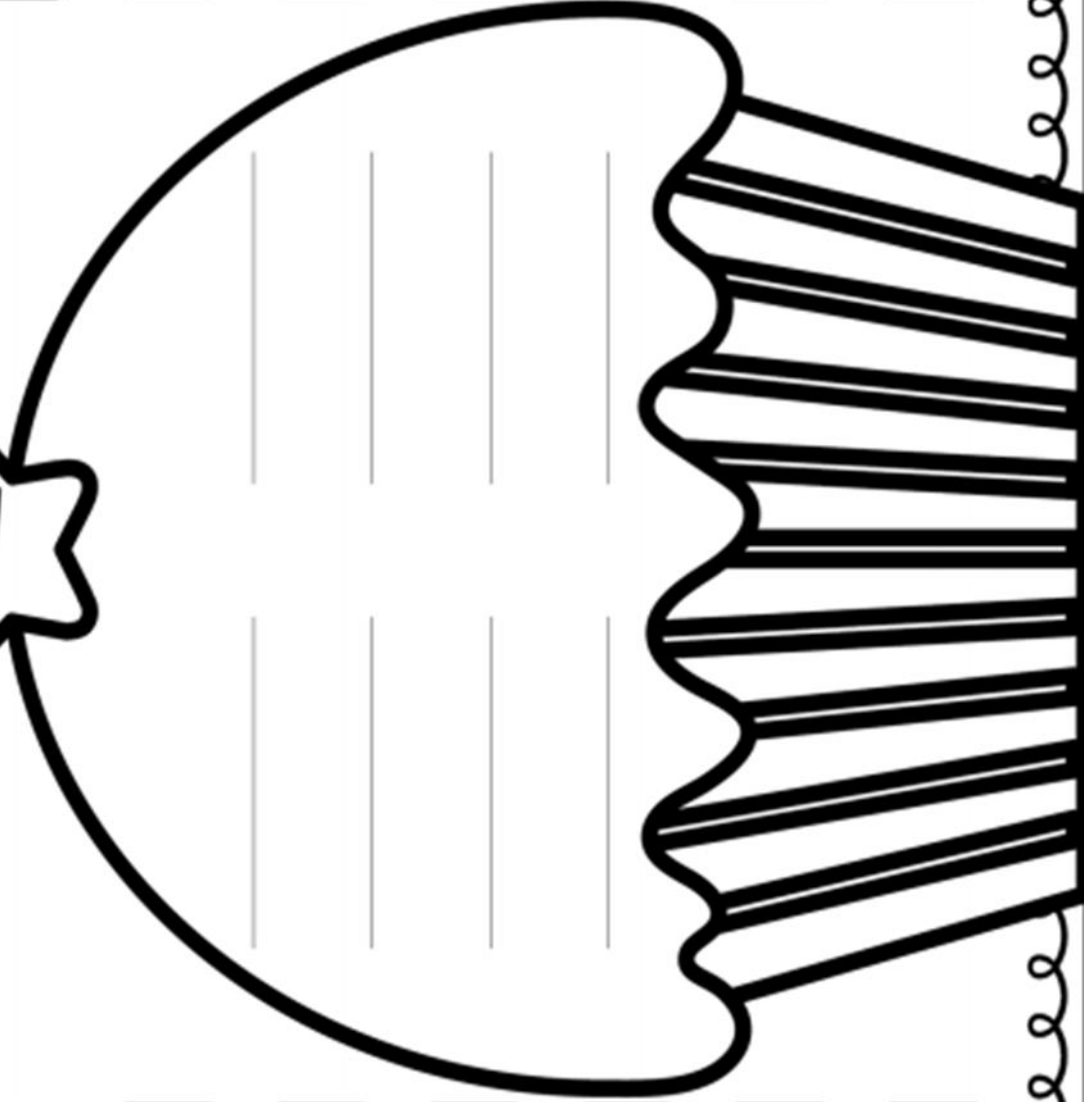
fluffy


mix

cup





















smooth

Teach THIS






Look at each picture then find the matching word in the grid.
Write the word next to the picture.

-   _____
-   _____
-   _____
-   _____
-   _____
-   _____
-   _____
-   _____
-   _____
-   _____

DIGRAPH DETECTIVES










Find and Write

d	b	s	o	a	p	t
o	o	c	t	p	s	o
n	o	r	o	a	w	i
k	t	o	r	w	o	l
e	t	w	c	q	o	e
y	i	n	h	m	l	t
z	e	s	n	a	i	l



tapteacher®

Look, Sound, Colour & Write - e

	g	w	e	a	b	m	
	b	d	a	e	d	b	
	p	t	e	a	n	u	
	j	d	b	e	l	t	
	d	l	e	a	j	g	
	t	n	e	a	t	m	
	u	o	e	n	j	t	
	q	p	h	e	m	n	
	p	n	e	o	a	n	

Comprehension Passages

◆ Read the passage below:



The Farm

Jon lives in the country he is a farmer. He has lots cows. The cows are being milked in the barn. Jon will use the milk to make cheese.




◆ Circle the answer to the questions below:

Jon is a...




He has...



The cows are being milked in the...





The milk will make...



◆ Illustrate the passage:

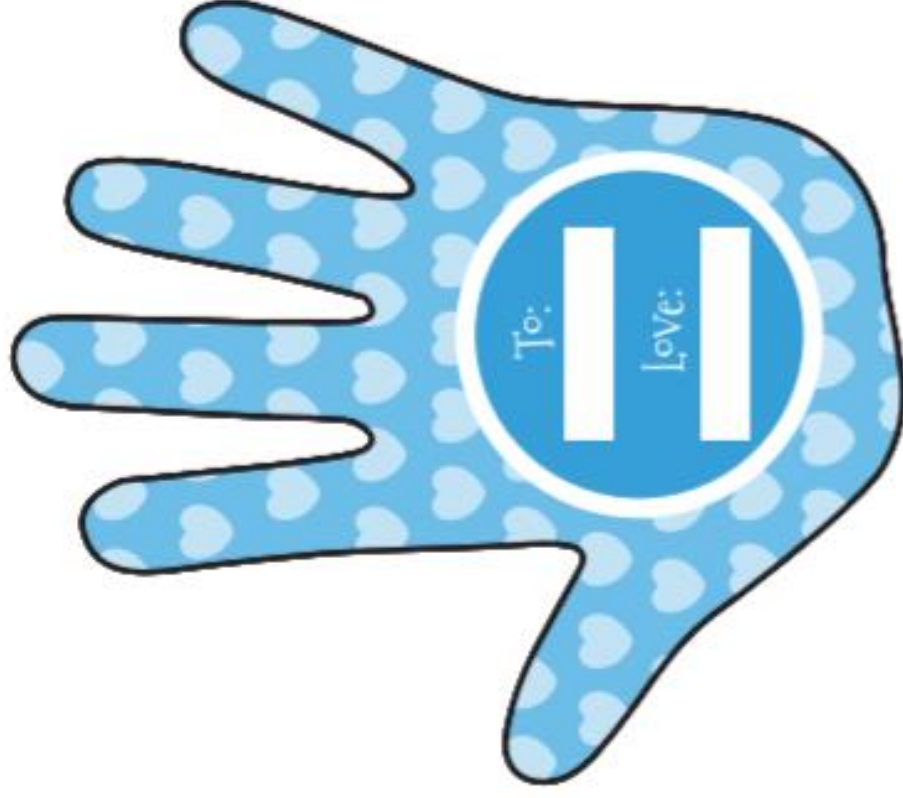


I  you
to the moon and back.
Happy Father's Day!



I Love You This Much Fold Out Hands and Message

Instructions: Cut out the hands and fold along the dotted lines of the message to make a concertina. Then glue the tabs at the ends of the concertina on to the non-printed palm of each hand.



...	t	h	i	s	m	u	c	h	!
-----	---	---	---	---	---	---	---	---	---

© www.funfonix.co.uk