

*Plattsburg Public School*


*Learning From Home*

*IH*

*Purple Literacy*



Monday



# Spelling Focus

VCV making the long i sound

'Bossy e'

ive word family

I can match the correct word to its matching picture.

Spelling Word

five

hive

drive

Picture



'ice' word family.



slice

mice

ice

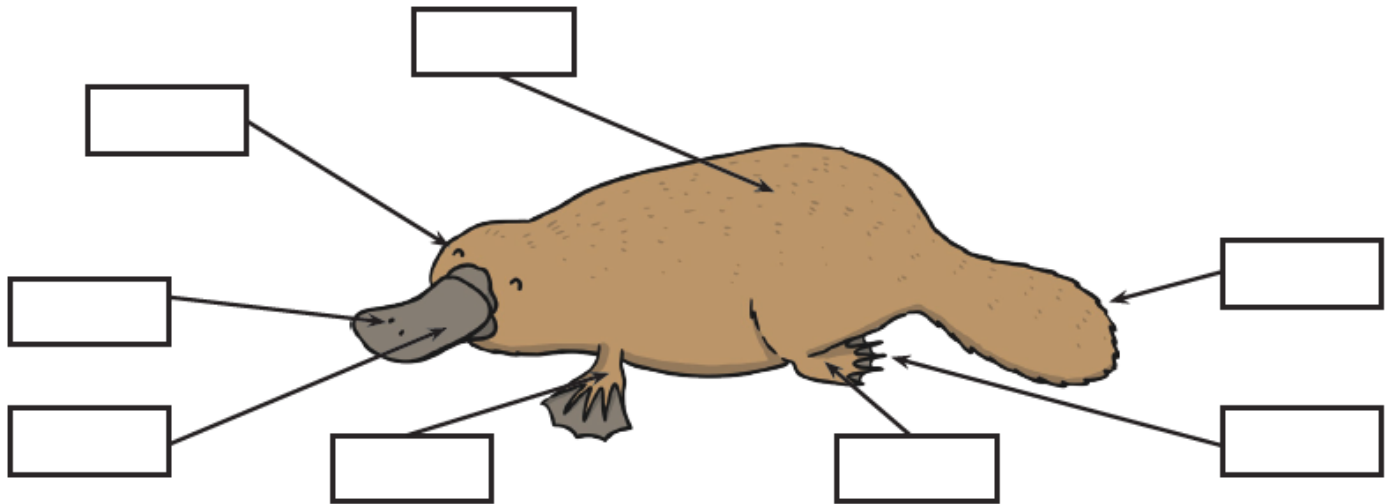
Can you think of any i\_e words?

HANDS ON: Can you spell these words out by using things around your house like socks, toothpicks, Lego, shoelaces or pencils

I can match the labels to the correct body parts.

Rewrite the words into the correct boxes.

# Platypus



fur	back feet	nostrils	bill
claws	tail	eyes	front feet

I can add some adjectives to build a better description of each body part.



fur

\_\_\_\_\_ fur

\_\_\_\_\_ fur

brown waterproof fur that keeps their skin dry



claws

\_\_\_\_\_ claws

\_\_\_\_\_ claws \_\_\_\_\_

strong claws on webbed feet used for moving rocks



bill

\_\_\_\_\_ bill

sensitive bill used for finding food

Choose one of your own.  
Maybe eyes, ears, tail or spur on the males' back feet

---

---

---

---

# Reading

Read an imaginative text aloud.

Write a sentence and draw a picture to tell me about each part of the book.

Name of book \_\_\_\_\_

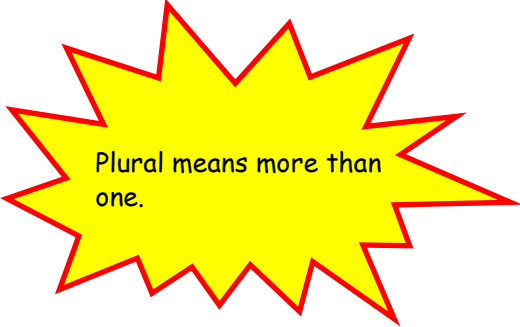
*Beginning*

*Middle*

*End*

# Grammar

I can follow the spelling rules to turn a single word into a plural.



Plural means more than one.

If the word ends in sh, ch, x or s and we want to make it a plural we add 'es' to make it plural.

I can add 's' or 'es' to correctly make the plural.

WILF (What I'm Looking For) add either s or es to make the new plural.

EXAMPLES:

1. cats
2. platypuses

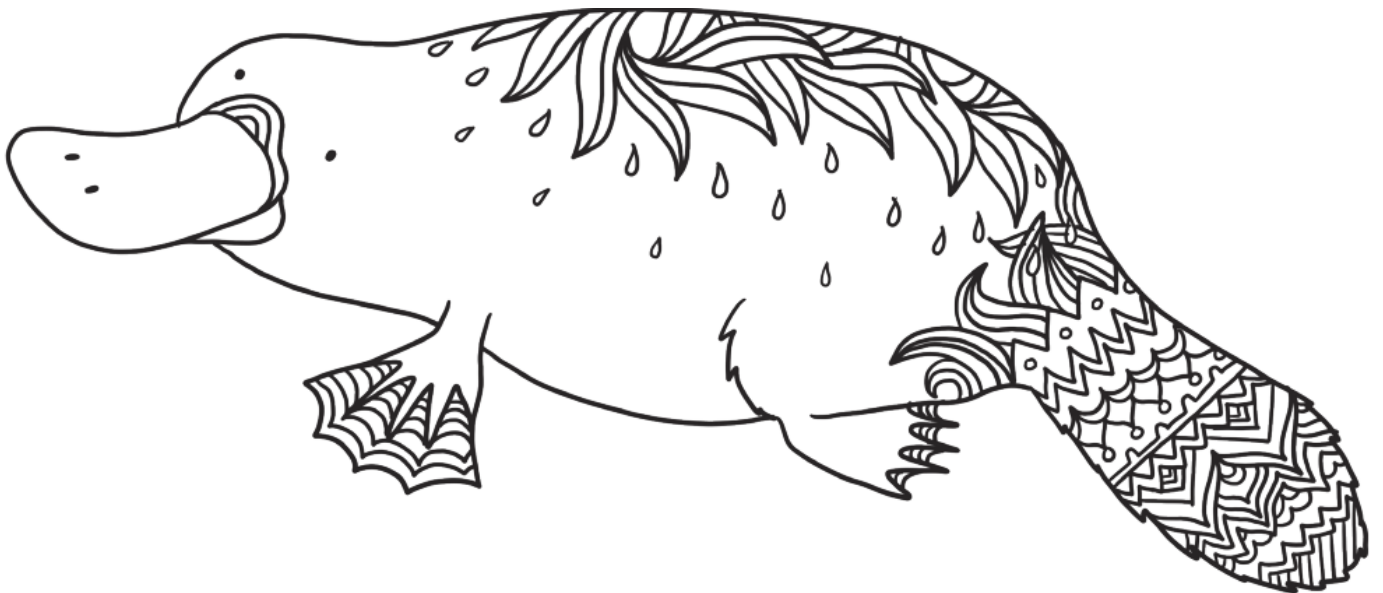
Your Turn:

1. swing\_\_\_\_\_
2. lift\_\_\_\_\_
3. fox\_\_\_\_\_
4. dish\_\_\_\_\_
5. latch\_\_\_\_\_
6. box\_\_\_\_\_
7. hat\_\_\_\_\_
8. match\_\_\_\_\_
9. leash\_\_\_\_\_
10. boss\_\_\_\_\_

Can you think of any plurals that end in es?

- 11.
- 12
- 13
- 14
- 15

# Tuesday



Physical Challenge: Use your sound words sets to have a game of memory. Words can be found at the back of the booklet.




# Platypus

The platypus is a semi-aquatic mammal found in small rivers and streams in Queensland, New South Wales, ACT, Victoria, South Australia and Tasmania.



It is duck-billed, has a beaver-like tail, has otter-like fur and webbed feet. Platypus are monotremes, which means they lay eggs instead of giving birth.



Platypus are nocturnal, which means they come out at night or at twilight to feed. They close their eyes and ears when under water. When they feed on worms, insects and shrimp, they use their sense of electroreception and dig up the river beds with their bills.

The platypus is an excellent swimmer. It can stay under water for around 30 seconds before coming up for air. The average length of a male platypus is 50cm and the average length of a female is 43cm. They can weigh between 1 and 2.4kg. Their predators include snakes, water rats, hawks, owls, eagles and sometimes crocodiles.

## Did you know...?

The platypus has been used as a mascot for national events in Australia and is featured on the Australian 20 cent coin.



# Platypus Questions

1. A platypus is a:

- A. reptile
- B. fish
- C. monotreme

2. A monotreme is a mammal that:

- A. lays eggs
- B. gives birth to live babies
- C. cannot have babies

3. A platypus can hold its breath for:

- A. 30 days
- B. 30 seconds
- C. 30 minutes

4. A platypus does not eat:

- A. shrimp
- B. worms
- C. leaves

5. A platypus bill can detect:

- A. a smile on your face
- B. the electric pulse of prey
- C. if it is day or night

# Facts about Platypuses

Use the words in the boxes to complete the sentences and learn amazing things about platypuses.

predators	digging	streams	glide	fat
monotreme	sensitive	fur	eggs	males

1. Platypuses live in rivers and \_\_\_\_\_.
2. They are a special type of mammal called a \_\_\_\_\_.
3. A monotreme is a mammal that lays \_\_\_\_\_.
4. Snakes, water rats, hawks, owls and eagles are all \_\_\_\_\_.
5. Their strong front limbs are used for swimming and \_\_\_\_\_.
6. Its body is streamline which helps it \_\_\_\_\_ through the water.
7. Their smell and hearing are not needed under water because their bill is so \_\_\_\_\_.
8. Their burrows are narrow to stop predators from entering. It also squeezes off any water from their \_\_\_\_\_.
9. Their tails don't help them swim but it is where they store their \_\_\_\_\_.
10. Males have venom in a spur on their back legs. They use it when fighting other \_\_\_\_\_.



# Platypus Fact Find.

I can sort parts of the information into the following categories.

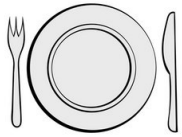


What type of animal is it?



What does it look like?

shutterstock.com - 655671454



What does it eat?



How do they move?



What is special about their babies?

These lines look a little different to what we use but I think you will do great.

Trace the sentence then write it yourself underneath.


# Platypus

The platypus is native to the eastern states of Australia, including Tasmania.

The platypus is a monotreme, which is a rare type of mammal that lays eggs.

Not many people know that the platypus is venomous!

# Wednesday



**Physical Challenge:** Have someone hide one set of your sound words. Have them call out a word from the 2nd set and you need to race off and return that hidden card.

# Platypuses

I can write my own facts in full sentences and put them into the correct categories.  
Look back on all of your work so you can add more detail. You may choose 2 of the categories you are going to write about.



\_\_\_\_\_

\_\_\_\_\_

\_\_\_\_\_

\_\_\_\_\_

\_\_\_\_\_

\_\_\_\_\_

\_\_\_\_\_

\_\_\_\_\_

\_\_\_\_\_

\_\_\_\_\_


\_\_\_\_\_

\_\_\_\_\_

\_\_\_\_\_

\_\_\_\_\_

\_\_\_\_\_



\_\_\_\_\_

\_\_\_\_\_

\_\_\_\_\_

\_\_\_\_\_

\_\_\_\_\_

\_\_\_\_\_

\_\_\_\_\_

\_\_\_\_\_

\_\_\_\_\_

\_\_\_\_\_

\_\_\_\_\_

\_\_\_\_\_

\_\_\_\_\_

\_\_\_\_\_

\_\_\_\_\_

\_\_\_\_\_

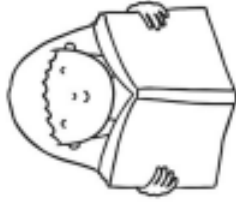




Book Title: \_\_\_\_\_


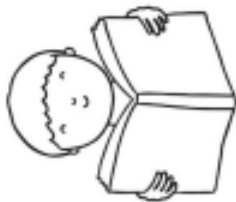
Read a book aloud then complete the activity.

Name: \_\_\_\_\_ Date: \_\_\_\_\_




# A New Ending

Make up a new ending for your story. Draw a picture to represent the new ending and describe what happens.



Eight horizontal lines for writing a description of the new ending.

# Thursday



**Physical Challenge:** Place your sound word cards at the other end of the room, where you can see them. Have an adult say an animal and then a sound word. You will need to move like that animal until you get to the correct sound word card and read it out.

Read a new book or reread yesterday's book and complete the activity.

Book Title: \_\_\_\_\_

Name: \_\_\_\_\_ Date: \_\_\_\_\_



# Story Map A

Setting

*Where did it happen? On a mountain, in the sea or in a forest?*

Solution

*How did the problem get solved for the character?*

Character

Problem

*What was the main problem for this character?*



# Grammar

I can 'es' to make plurals when a word ends with 's', 'x', 'ch' and 'sh'.

WILF (What I'm Looking For)

You to write the correct plural to match each of my pictures.

Example:



Chairss



Cactusess



---



---



---



---

# Grammar


I can write a describing word that tells me how the action was done.

## Animal Adverbs

Adverbs are words that describe verbs. They answer the questions when, where, why, how, and to what extent. Many times adverbs end in -ly.

For the activity below, the adverbs will answer the question "how" for the verb in each sentence. The sentences about wildlife have blanks to insert adverbs to describe the verbs. You may write in your own adverbs. If you need help, you may select an adverb from the Adverb Box.

1. The cheetah runs \_\_\_\_\_ across the plain.
2. Blue whales communicate \_\_\_\_\_ by making noises that sound like songs.
3. Hummingbirds feed \_\_\_\_\_ on flower nectar.
4. The eagle soars \_\_\_\_\_ above the valley.
5. The wild horse's mane waves \_\_\_\_\_ in the air.
6. Bears search \_\_\_\_\_ for berries in the forest.
7. Salmon swim \_\_\_\_\_ upriver.
8. Flocks of birds migrate \_\_\_\_\_ each year.
9. A rattlesnake slithers \_\_\_\_\_ across the trail.
10. Rabbits run \_\_\_\_\_ through the meadow.



### Adverb Box

quickly	gracefully	majestically
hungrily	beautifully	peacefully
regularly	dependably	sneakily
greedily	intelligently	carefully

# Friday



Physical Challenge: Geraldine Giraffe- Off you go around the house finding something featuring i\_e. HINT- start by trying to find the things on your sound word cards.







# Spelling Focus.

v cv

i\_e 'bossy e'

I can use the picture clues to spell the 'i\_e' words from the 'ime' word family.



\_\_\_\_\_ (3 sounds 5 letters)



\_\_\_\_\_ (3 sounds 4 letters)



\_\_\_\_\_ (4 sounds 5 letters)



\_\_\_\_\_ (3 sounds 4 letters)

NOT FROM SOUND WORDS \*BONUS\*

Can you draw any clues for other 'i\_e' words?

# SONGwriting

Miss Bax's poem  
Competition

Father's Day  
Craft

Sound Words

# MISS BAX'S

## WORKING FROM HOME CHALLENGE

### Create an Acrostic Poem

This challenge is open to all students K-2.

1. Choose one of our school values and
2. Create an acrostic poem



#### What is an acrostic poem you ask?

An acrostic poem is a poem in which certain letters of each line spells out a word, name, or phrase when read vertically. See the example below (do not copy this example and send it in as your entry, it will be disqualified).



**Presentation:** Entries must be A4 size. Both paper and electronic entries will be accepted. Those of you who are more daring may like to submit an MP4 presentation of yourself delivering your poem.

**Closing Date:** Friday 3rd September 2021

**Prizes:** One entry from each grade will be selected and awarded a \$25 gift voucher.

RESPECT INDEPENDENCE CONNECTING EMPATHY

fine

nine

mine

shine

chime

time

crime

five

hive

drive

tile

smile

fine

nine

mine

shine

chime

time

crime

five

hive

drive

tile

smile

while

mice

dice

slice

write

quite

## 3D Father's Day Trophy Instructions

1. Cut out images 1 and 2. Make sure to note on the back the letter of each mark and tab.
2. With image 1, glue number 5 behind side A. (Align edge A with mark A)
3. With image 2, create the folds on section 1.
4. Now glue number 6 behind side B.
5. Glue number 7 inside section 3 between the marks of B and C.
6. Now glue number 8 inside section 3.
7. With image 2, create the folds.
8. Glue number 3 to number 1 on section 3 creating a 'C' shape curve and glue tab A inbetween the cup head and the base making sure you still have the 'C' shape curve.
9. Glue number 4 to number 2 on section 3 creating a 'C' shape curve and glue tab B inbetween the cup head and the base making sure you still have the 'C' shape curve.

while

mice

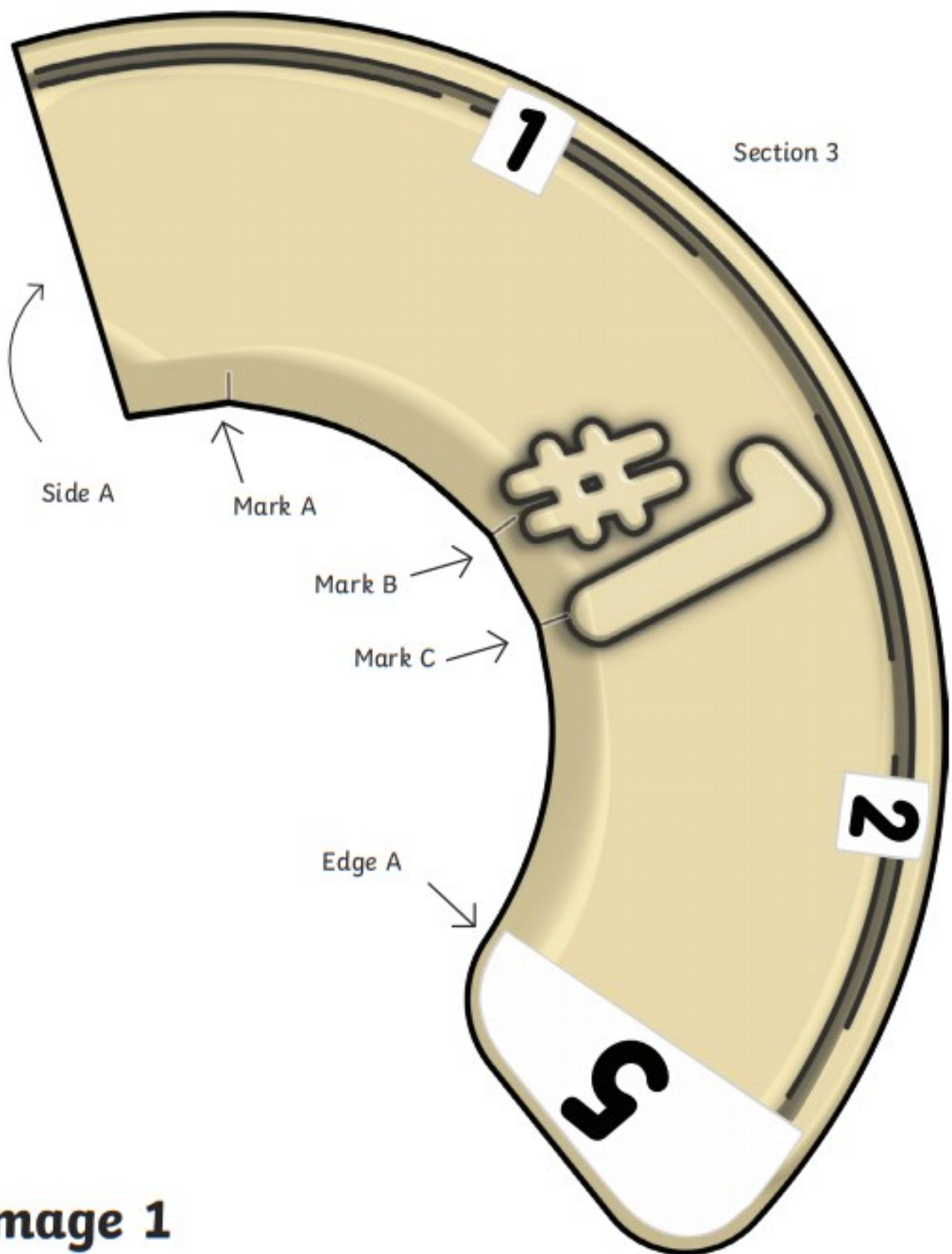
dice

slice

write

quite

# 3D Father's Day Trophy



**Image 1**



# 3D Father's Day Trophy

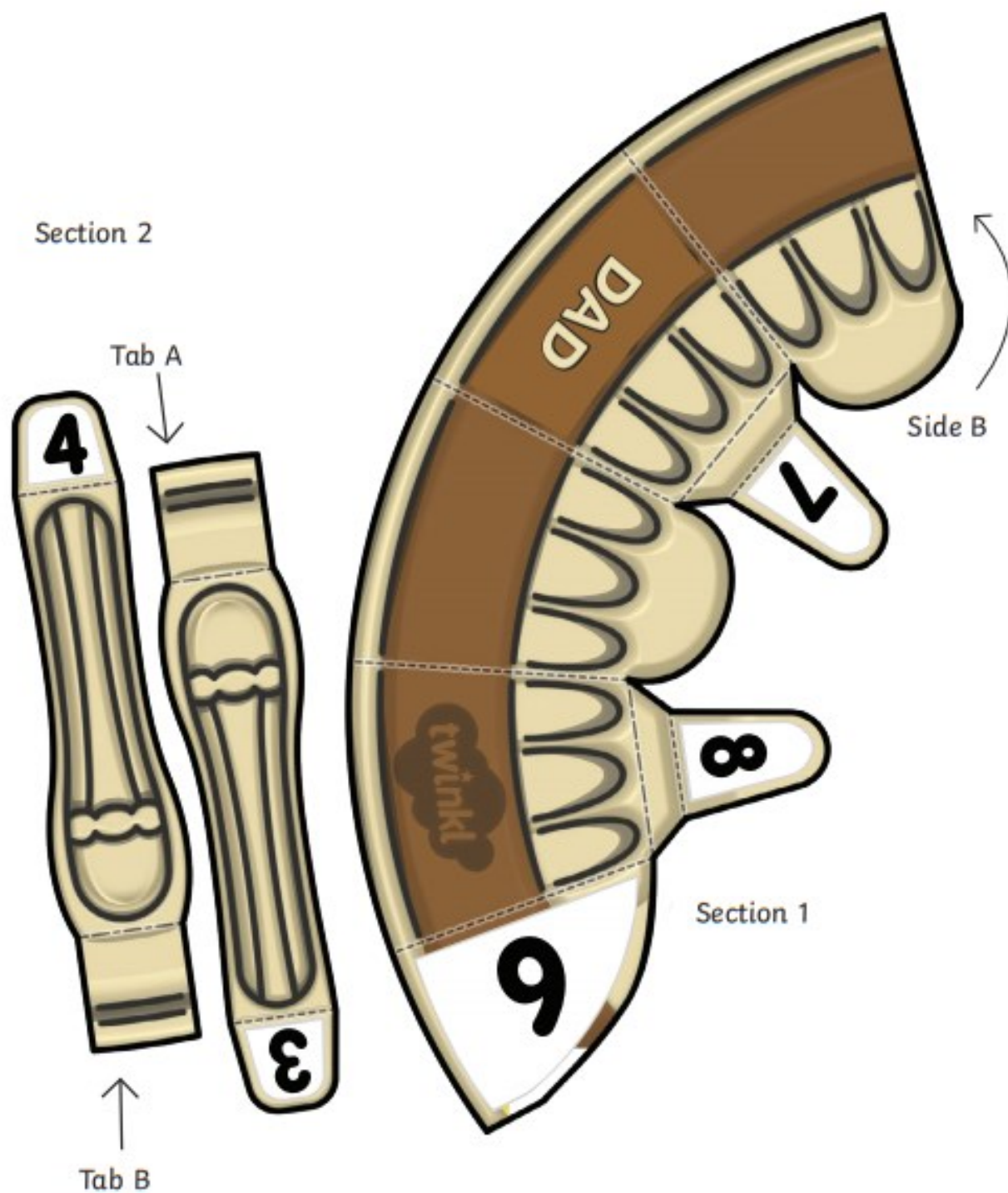



Image 2

# I Love You This Much Fold Out Hands and Message

Instructions: Cut out the hands and fold along the dotted lines of the message to make a concertina. Then glue the tabs at the ends of the concertina on to the non-printed palm of each hand.



...	t	h	i	s	m	u	c	h	i
-----	---	---	---	---	---	---	---	---	---