

PLATTSBURG

LEARNING FROM HOME

2D – RHINOS



LITERACY



2D – WEEK 4 TIMETABLE – 30/8 – 3/9


MONDAY		TUESDAY		WEDNESDAY		THURSDAY		FRIDAY	
9:00 Roll Call/Check In (Google Classroom/Phone Call)	9:00 Roll Call/Check In (Google Classroom/Phone Call)	9:00 Roll Call/Check In (Google Classroom/Phone Call)	9:00 Roll Call/Check In (Google Classroom/Phone Call)	9:00 Roll Call/Check In (Google Classroom/Phone Call)	9:00 Roll Call/Check In (Google Classroom/Phone Call)	9:00 Roll Call/Check In (Google Classroom/Phone Call)	9:00 Roll Call/Check In (Google Classroom/Phone Call)	9:00 Roll Call/Check In (Google Classroom/Phone Call)	9:00 Roll Call/Check In (Google Classroom/Phone Call)
LITERACY		LITERACY		LITERACY		LITERACY		LITERACY	
9:05 Spelling - Week 8 Spelling List (Google Classroom/Booklet)	9:05 Spelling - Week 8 Spelling List (Google Classroom/Booklet)	9:05 Spelling - Week 8 Spelling List (Google Classroom/Booklet)	9:05 Spelling - Week 8 Spelling List (Google Classroom/Booklet)	9:05 Spelling - Week 8 Spelling List (Google Classroom/Booklet)	9:05 Spelling - Week 8 Spelling List (Google Classroom/Booklet)	9:05 Spelling - Week 8 Spelling List (Google Classroom/Booklet)	9:05 Spelling - Week 8 Spelling List (Google Classroom/Booklet)	9:05 Spelling - Week 8 Spelling List (Google Classroom/Booklet)	9:05 Spelling - Week 8 Spelling List (Google Classroom/Booklet)
Writing - **Kahoot! Platypus Facts (Google Classroom) or Platypus Fact Brainstorm (Booklet)	Reading - Platypus Cloze Passage (Google Classroom/Booklet)	Reading - Platypus Cloze Passage (Google Classroom/Booklet)	Reading - Elephant Comprehension & Questions (Booklet)	Reading - Elephant Comprehension & Questions (Booklet)	Reading - Elephant Comprehension & Questions (Booklet)	Reading - Elephant Comprehension & Questions (Booklet)	Reading - Elephant Comprehension & Questions (Booklet)	Reading - Elephant Comprehension & Questions (Booklet)	Reading - Elephant Comprehension & Questions (Booklet)
- Platypus Label the Parts (Booklet)	- Features of a Platypus (Google Classroom/Booklet)	- Features of a Platypus (Google Classroom/Booklet)	- Platypus Fact Writing (Google Classroom/Booklet)	- Platypus Fact Writing (Google Classroom/Booklet)	- Platypus Fact Writing (Google Classroom/Booklet)	- Platypus Fact Writing (Google Classroom/Booklet)	- Platypus Fact Writing (Google Classroom/Booklet)	- Platypus Fact Writing (Google Classroom/Booklet)	- Platypus Fact Writing (Google Classroom/Booklet)
- Platypus Fact Sorting (Booklet)	Grammar - Adverbs (Booklet)	Grammar - Adverbs (Booklet)	Handwriting - Silent 'h' Spelling Words (Booklet)	Handwriting - Silent 'h' Spelling Words (Booklet)	Handwriting - Tiger Sentences (Booklet)	Handwriting - Tiger Sentences (Booklet)	Handwriting - Tiger Sentences (Booklet)	Handwriting - Tiger Sentences (Booklet)	Handwriting - Tiger Sentences (Booklet)
NUMERACY		NUMERACY		NUMERACY		NUMERACY		NUMERACY	
11:00 Maths - Number Of The Day	11:00 Maths - Number Of The Day	11:00 Maths - Number Of The Day	11:00 Maths - Number Of The Day	11:00 Maths - Number Of The Day	11:00 Maths - Number Of The Day	11:00 Maths - Number Of The Day	11:00 Maths - Number Of The Day	11:00 Maths - Number Of The Day	11:00 Maths - Number Of The Day
- Mr Harvey's Word Problems	- Mr Harvey's Word Problems	- Mr Harvey's Word Problems	- Mr Harvey's Word Problems	- Mr Harvey's Word Problems	- Mr Harvey's Word Problems	- Mr Harvey's Word Problems	- Mr Harvey's Word Problems	- Mr Harvey's Word Problems	- Mr Harvey's Word Problems
- Counting	- Number Families	- Number Families	- Number Line Division	- Number Line Division	- Inverse Operations (+ & -)	- Inverse Operations (+ & -)	- Inverse Operations (+ & -)	- Inverse Operations (+ & -)	- Inverse Operations (+ & -)
- Place Value	- Addition	- Addition	- Place Value	- Place Value	- Clocks	- Clocks	- Clocks	- Clocks	- Clocks
** Extra Maths at back	** Extra Maths at back	** Extra Maths at back	** Extra Maths at back	** Extra Maths at back	** Extra Maths at back	** Extra Maths at back	** Extra Maths at back	** Extra Maths at back	** Extra Maths at back
EXTRA ACTIVITIES IF YOU WANT TO DO MORE!		EXTRA ACTIVITIES IF YOU WANT TO DO MORE!		EXTRA ACTIVITIES IF YOU WANT TO DO MORE!		EXTRA ACTIVITIES IF YOU WANT TO DO MORE!		EXTRA ACTIVITIES IF YOU WANT TO DO MORE!	
12:30 PD/H/PE - **Complete a dance or mindfulness activity on DanceFever. (Google Classroom)	12:30 Art - **Art Hub Cartoon Tiger (Google Classroom/Booklet)	12:30 Art - **Art Hub Cartoon Tiger (Google Classroom/Booklet)	12:30 PD/H/PE - Help around the house by completing a job!	12:30 PD/H/PE - Help around the house by completing a job!	12:30 Art - **Sketching a Pokemon (Google Classroom/Booklet)	12:30 Art - **Sketching a Pokemon (Google Classroom/Booklet)	12:30 Art - **Sketching a Pokemon (Google Classroom/Booklet)	12:30 Free Play Friday! - Play with your family! Good work this week!	12:30 Free Play Friday! - Play with your family! Good work this week!

The time at the top of a box is just what time it will appear on Google Classroom. This does not mean you need to do it right then.

All Maths activities are completed in the booklet. Activities with a '**' or 'Extra Activities' do not need to be completed. They are just an extra fun activity to keep you active and busy!

Book Week Challenge!

Read in the following places during book week!



Read outside



Read with a blanket



Read in your bed



Read under a table




Read with toys




Read on a device



Read in sunglasses



Read with pillows



Read on the couch




Read with a torch




Read in your PJ's



Read while eating



Read upside down




Read dressed up



Read with an adult

Monday



SPELLING WORDS – WEEK 8 – SILENT 'H' SOUND

Look, Say, Cover, Write, Check (LSCWC)

Look – Look at your spelling word.

Cover – Cover your word up.

Check – Check to see your spelling.

Say – Say your spelling word out loud.


Write – Write your word into the correct box.

Word List	Monday	Tuesday	Wednesday	Thursday
hour				
where				
what				
which				
ghost				
slow				
light				
calm				
quietly				
swiftly				

Brainstorm – Platypus

Write or draw anything you know about the platypus.

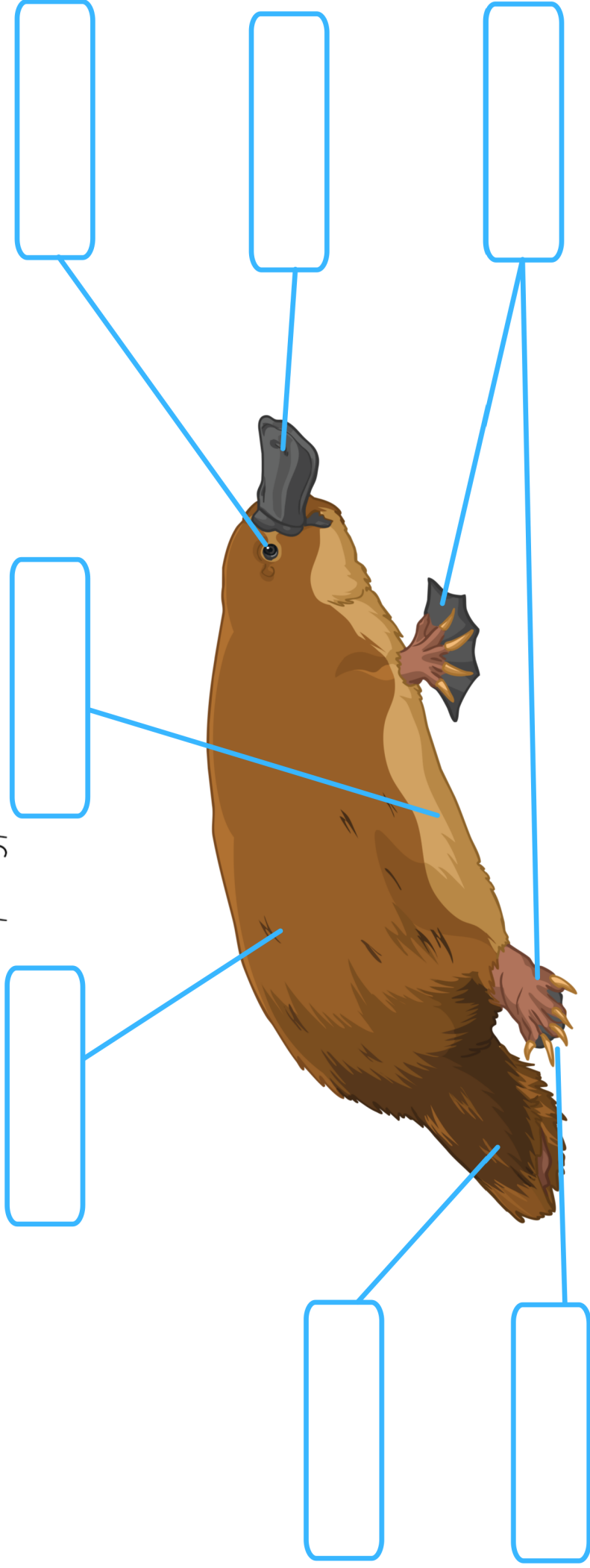
You can label the picture if you want.



Parts of a Platypus

Learning Goal: I can label the parts of a

platypus that I can see.



Label the parts of a platypus with words from the word bank.

claws belly webbed feet eye
bill tail back

Platypus – Sorting the Facts


Read the facts on the next page, then sort them into their correct headings. You can cut them out or write them into the box.



Classification – What it is



Habitat – Where it lives



Appearance – What it looks like



Diet – What it eats

worms

a mammal

creeks

short tail

shrimp

Australia

duck-like bill

rivers

oily fur


lays eggs

webbed feet

fish



Tuesday



Facts About Platypuses

Use the words in the boxes to complete the sentences and learn amazing things about platypuses.

predators	digging	streams	glide	fat
monotreme	sensitive	fur	eggs	males

1. Platypuses live in rivers and _____.
2. They are a special type of mammal called a _____.
3. A monotreme is a mammal that lays _____.
4. Snakes, water rats, hawks, owls and eagles are all _____.
5. Their strong front limbs are used for swimming and _____.
6. Its body is streamline which helps it _____ through the water.
7. Their smell and hearing are not needed under water because their bill is so _____.
8. Their burrows are narrow to stop predators from entering. It also squeezes any water from their _____.
9. Their tails don't help them swim, but it is where they store their _____.
10. Males have venom in a spur on their back legs. They use it when fighting other _____.



Features Of A Platypus

Learning Goal - To describe the features of a platypus using adjectives.



tail

short tail

short, stumpy tail

short, stumpy tail to swim in rivers



bill

shiny bill



fur



feet



YOUR OWN CHOICE!



Identifying Adverbs

I know what adverbs are used for.



Adverb Word Bank

cheerfully	sadly	shyly	happily	gently	angrily	hungrily
------------	-------	-------	---------	--------	---------	----------

1. Answer each question with an adverb. Use the **Adverb Word Bank** to help you.

- a) How did your brother play? He played *happily*.
- b) How did your mum say goodbye? Mum said it _____.
- c) How did the dog bark? The dog barked _____.
- d) How did the kite fly in the breeze? The kite flew _____.
- e) How did your dad tell you off? My dad told me off _____.

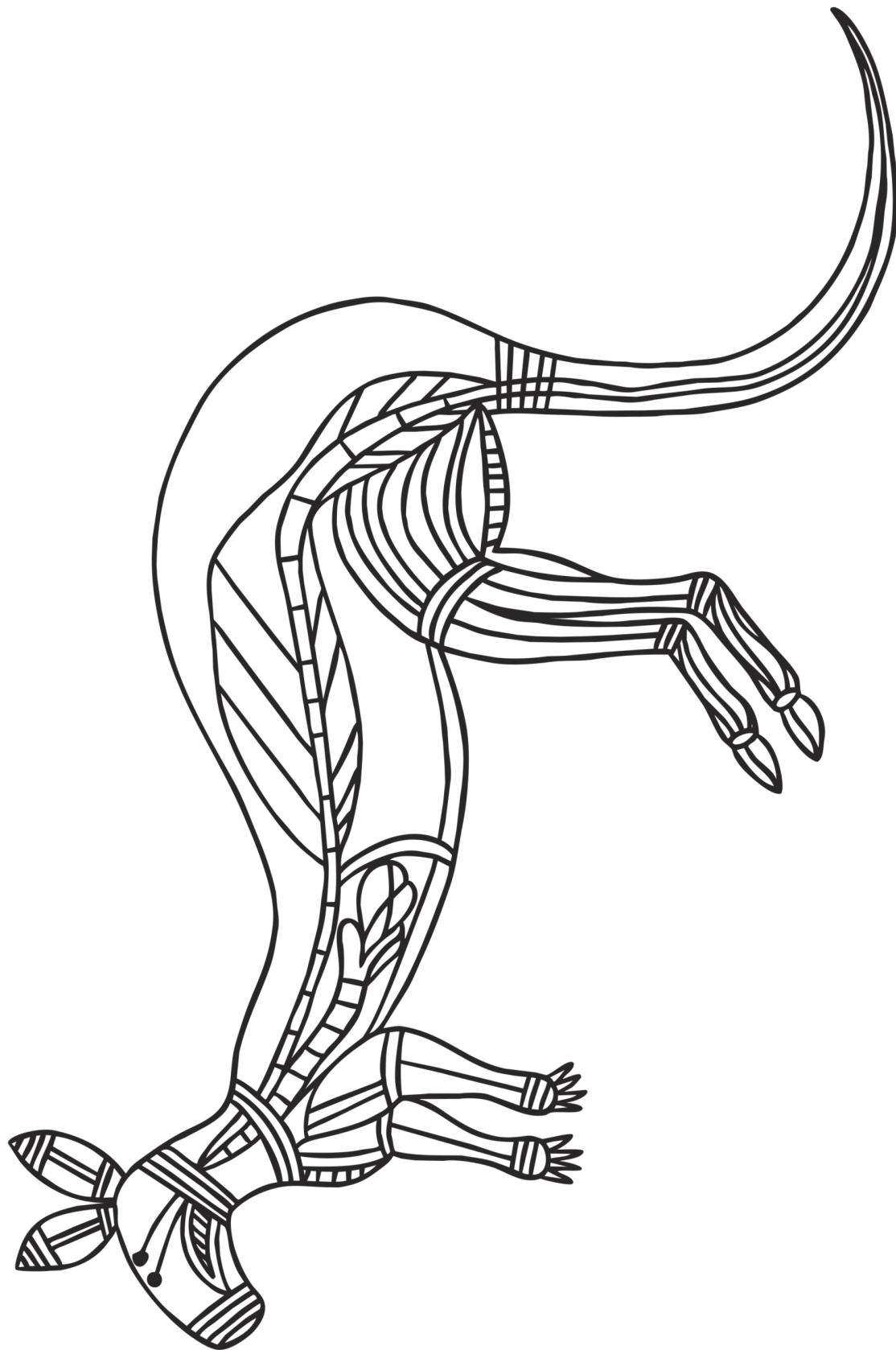
The first one has been done for you.

2. Look at the sentences below. Circle the adverb in each one.

- a) He smiled cautiously.
- b) She frowned angrily.
- c) He walked to school quickly.
- d) Carefully, she looked for her coat.
- e) Thankfully, it would be his turn soon.



W ednesday




All About Elephants

Elephants are big mammals. They can have:



a long trunk



two tusks



big ears

Elephants can grow very tall. They are very heavy. They can weigh the same as three cars!

A group of elephants is called a herd. The oldest female leads the herd.

A male elephant is called a bull.

A female elephant is called a cow.

A baby elephant is called a calf.

Did You Know...?

An elephant's skin can burn if it stands in the sun for too long.

You might see an elephant with mud or dirt on its back. They do this to stop their skin from burning.



Questions

1. What is a baby elephant called? Tick one.

- a bull
- a calf
- a cow

2. What is a herd? Tick one.

- a big mammal
- an old female
- a group of elephants

3. Which of these is true? Tick one.

- Elephants are very heavy.
- Elephants are very light.
- Elephants are very thin.

4. Who leads a herd? Tick one.

- the biggest bull
- the oldest female
- the smallest baby

5. What can an elephant weigh the same as? Tick one.

- three cars
- three trucks
- three boats

PLATYPUS

Appearance/What does it look like?

Classification/ What is it?

Diet/ What does it eat?

Habitat/Where does it live?

Fun Facts

Trace, then write each word twice

hour

where

what

which

ghost

slow

light


calm

quietly

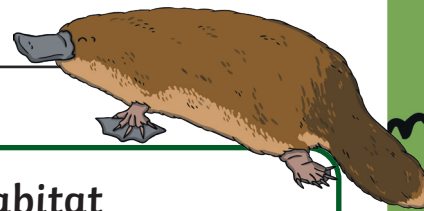
swiftly

The light ghost moved calmly.

Thursday



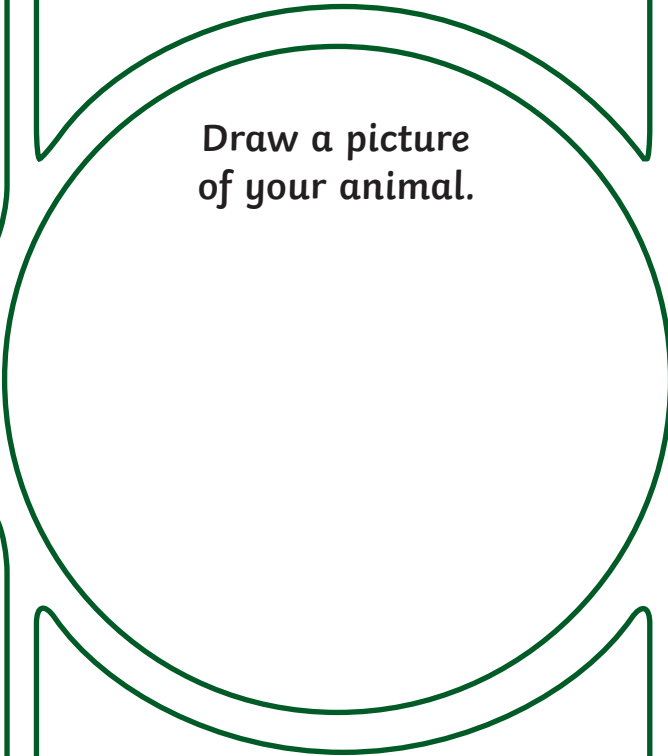
Australian Animals Platypus



Description

Habitat

Draw a picture
of your animal.



Diet

Did You Know...?

The platypus is one of Australia's most famous animals.

A platypus has webbed feet, a duck-like bill and brown fur. It looks very odd!

A platypus loves to eat worms and shrimp which it digs up from creeks.

Friday



What Is Pokémon?

Pokémon is a Japanese media franchise based on fictional creatures or pocket monsters known as 'Pokémon'. It includes video games, trading cards, an animated TV series, movies, toys and more.



Pokémon Animation

The animated TV show 'Pokémon the Series' stars Ash, Pikachu and many other friends and Pokémon. Their story has also been made into movies.



Pokémon Trading Card Game

The Pokémon Trading Card Game lets players collect and build decks of cards to use in games to 'battle'. Each card depicts a Pokémon along with information or 'stats' about that Pokémon.



Pokémon Video Games


There are many different Pokémon-themed video games. Some are very detailed role play and quest games, while others are quick and simple puzzle games.

Questions

1. Who are the main characters of the animated TV show 'Pokémon the series'?

2. Which word in the text means 'to show or represent with a picture'?

3. Draw what you think a Pokémon trading card might look like, based on the description in the text.





4. What kinds of Pokémon video games are available to play?


Make It Plural


Singular


Plural









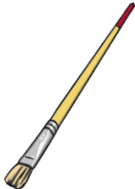




























Extra Activities



How to Draw a Platypus in 7 Easy Steps



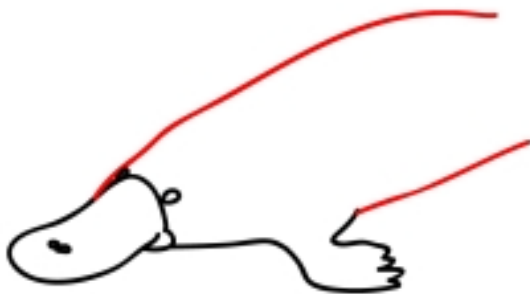
Step 1: Draw the mouth first



Step 2: Next, the eyes and nose



Step 3: Draw one of the feet



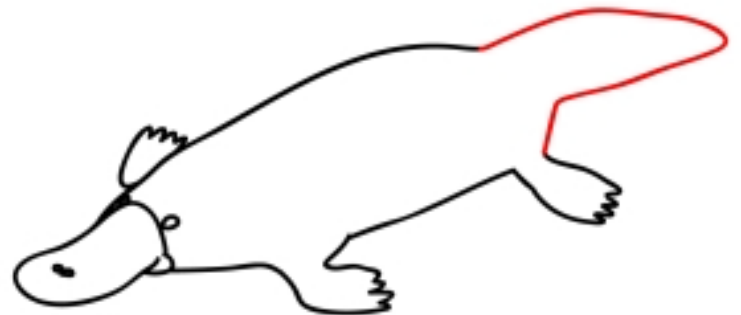
Step 4: Draw the body



Step 5: Draw the other front foot



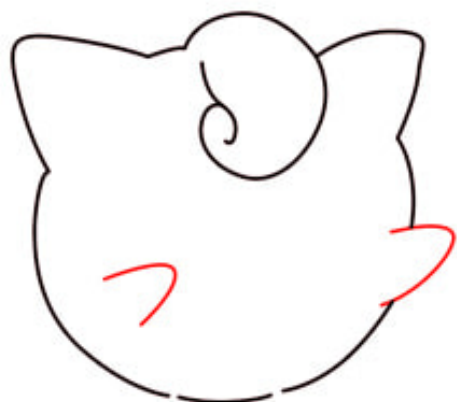
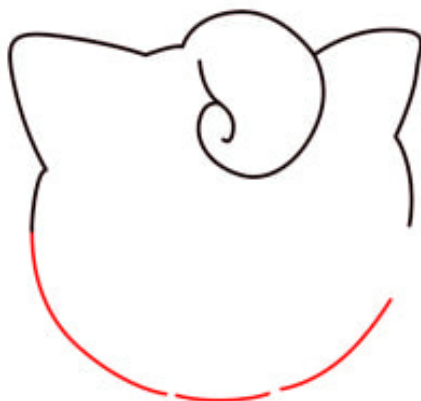
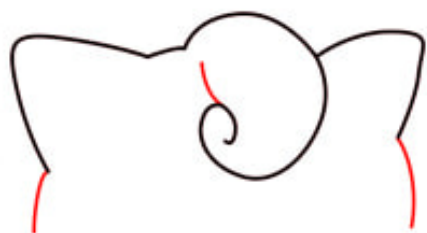
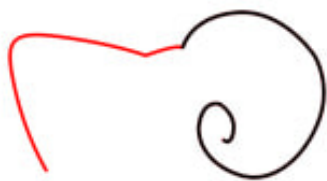
Step 6: Then draw the hind foot



Step 7: Lastly, draw the tail



Your platypus is now done!



3D Father's Day Trophy

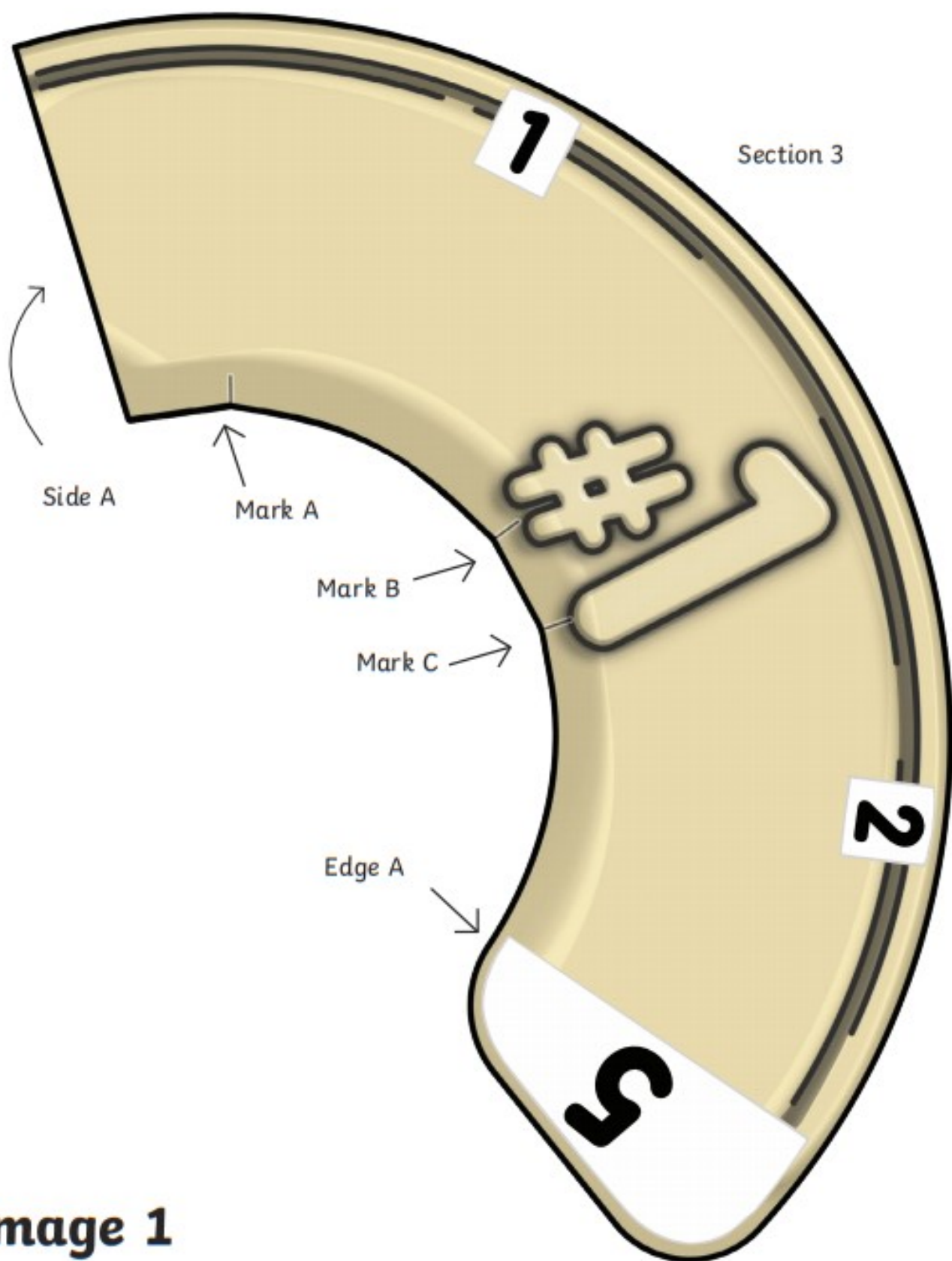


Image 1

3D Father's Day Trophy

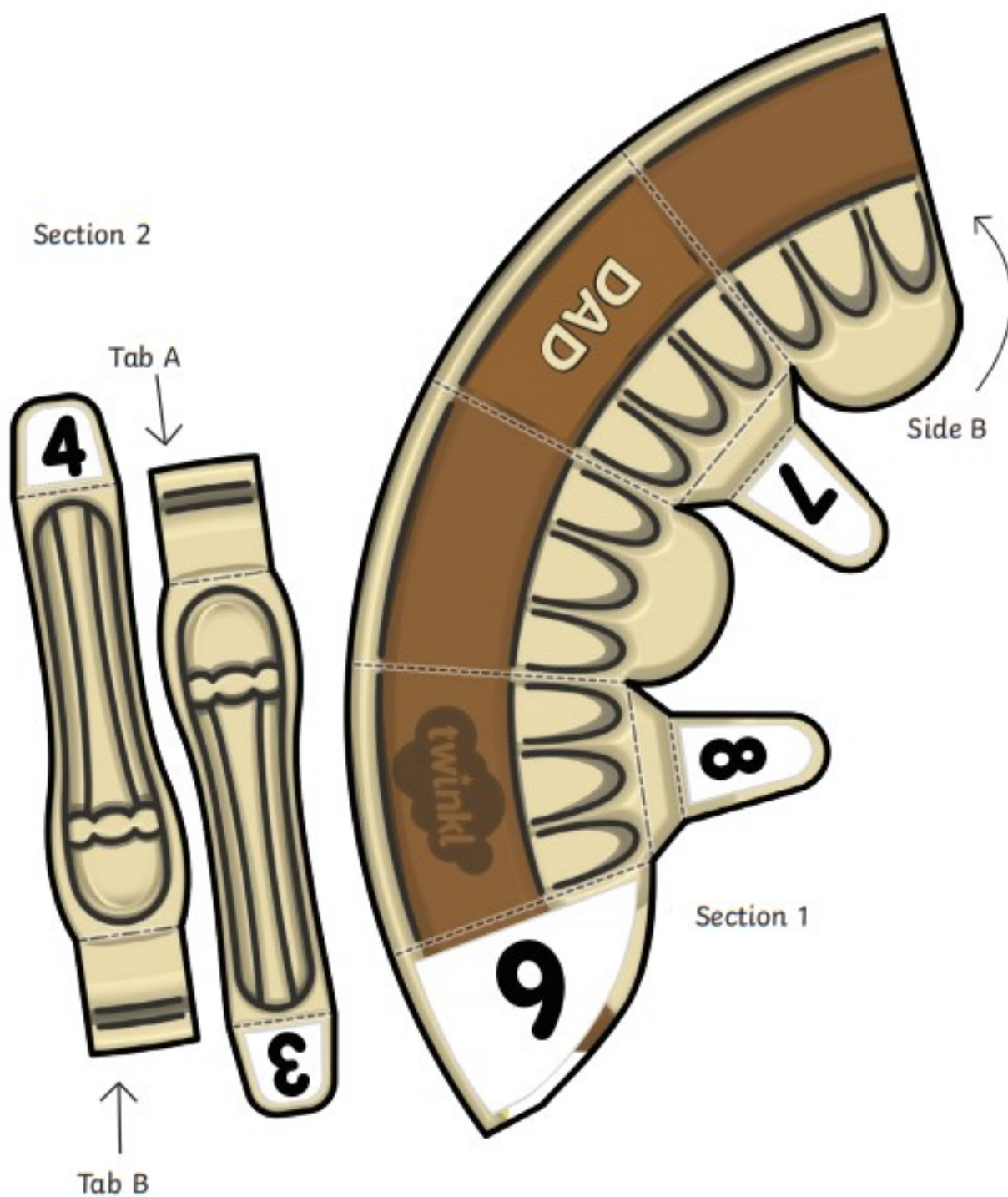



Image 2

I Love You This Much Fold Out Hands and Message

Instructions: Cut out the hands and fold along the dotted lines of the message to make a concertina. Then glue the tabs at the ends of the concertina on to the non-printed palm of each hand.



	...	t	h	i	s		m	u	c	h	i	
--	-----	---	---	---	---	--	---	---	---	---	---	--