

Plattsburg Public School

Learning from Home
Literacy – Week 4

KC Limes





Monday 30th August 2021



Comprehension

Look at the picture.

Circle the right answer for each of the questions.

MAKING INFERENCES

What can we infer from this photo?



The bike is broken.

1.

The bike is not broken.

My bike is green.

2.

My bike is blue.

The person riding the bike would be hurt.

3.

The person riding the bike would be okay.

Grammar

Look at the picture below and circle the adjectives that describe the picture.
An adjective is a word that describes a noun.

ADJECTIVES

Brainstorm some adjectives that you could use to describe...

small

dangerous

old

rough


purple

large

green

scaly

Drag in the adjectives from the side that describe this crocodile.



Phonics

Cut these out and use them as flashcards. Practise your sounds every day.


s	a	t	p
i	n	m	d
g	o	c	k
ck	ar	e	u
r	b	h	l
j	v	w	x
y	z	sh	th

What words can you make with your flash cards? Write them here in your favourite colours.

Easier option - Make words with only 3 sounds. Only use the blue card sounds.

Mid range option - Make words with 3, 4 or 5 sounds. Use blue, orange and yellow cards.

Challenge - Make words with 4 or 5 sounds.

A large, empty rectangular box with a thin black border, occupying the lower two-thirds of the page. It is intended for students to write the words they can create from their flash cards.

Kindergarten Sight Words

Please practise reading these sight words with your child. Place a tick ✓ next to the word your child reads correctly.

List 1	List 2	List 3	List 4	List 5	List 6	List 7	List 8	List 9	List 10
I	you	boy	do	have	here	be	or	your	there
the	big	he	it	play	are	from	was	down	when
mum	little	she	this	look	of	yes	see	sit	why
dad	am	we	my	come	out	go	him	day	some
a	to	can	with	if	like	no	up	did	by
me	is	girl	his	not	on	old	will	get	an
in	and	that	at	said	they	all	her	what	but



Reading

Today I read the story: _____

It is written by: _____


It is illustrated by: _____

Beginning:

Middle:

End:

Writing



Notes to remember:

- My letters sit on the line.
- My lower case letters are the same height.
- My upper case letters touch the top of the line.
- I start the letter at the right point.
- I use finger spaces between each new letter or new word.

Say the sound: d for dinosaur.

Now copy the letters and words into your handwriting book.

d d d

D D D

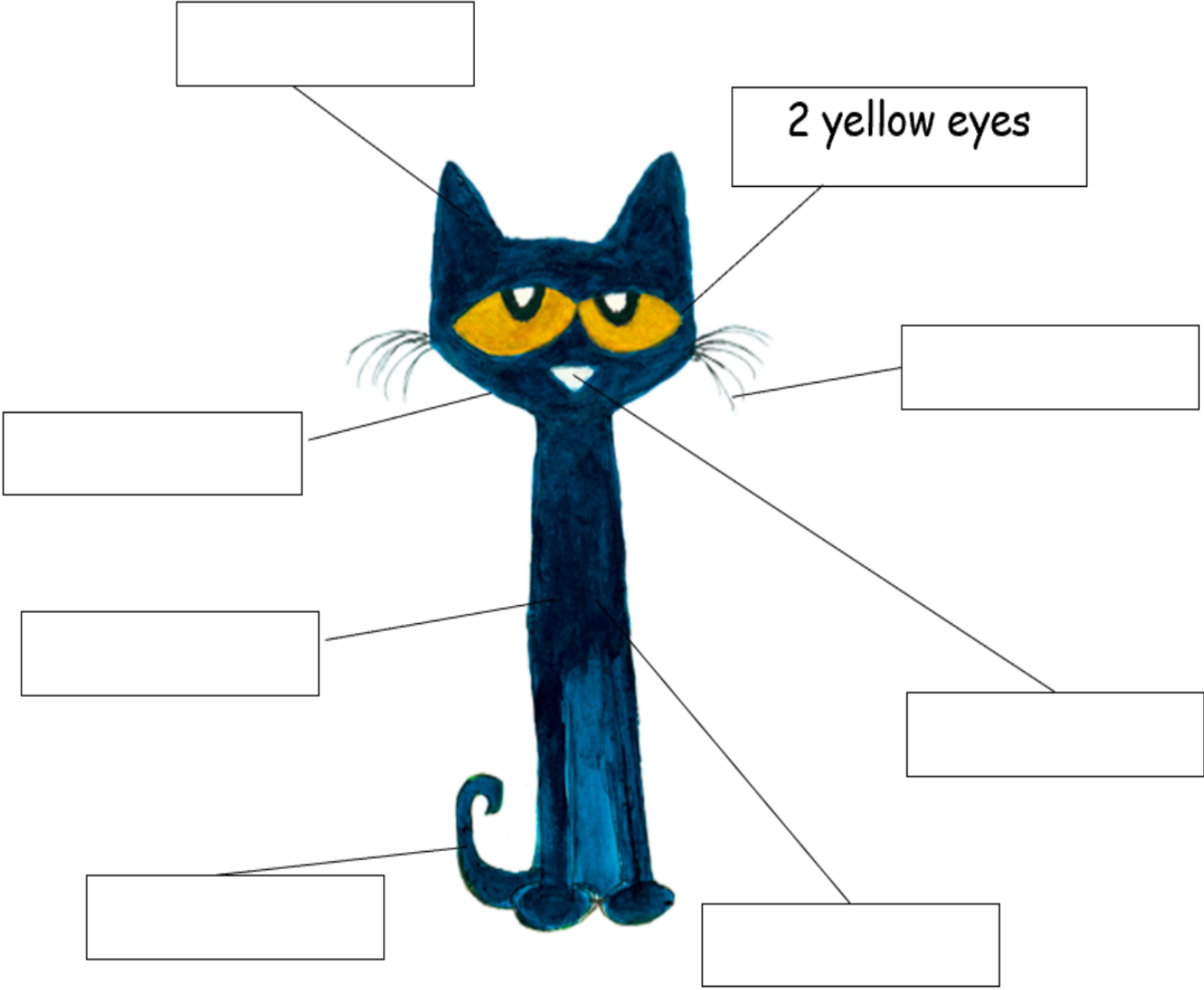
Dd Dd Dd

Dad

do

did

Label **Pete the Cat**. Don't forget to use adjectives to describe the colour, shape, size, amount of each body part. One has been done for you. To spell the words, **say the word slowly and write the sounds you hear** - please don't ask your grown ups to spell it for you!





Tuesday 31st August 2021



Comprehension

Look at the picture.

Circle the right answer for each of the questions.

MAKING INFERENCES

What can we infer from this photo?



1.

The girl is on a hike in the forest.

The girl is walking in a park.

2.

The girl is wearing a backpack.

My girl is wearing a hat.

3.

The trail is near a pool.


The trail is near the ocean.

Grammar

Look at the picture below and circle the adjectives that describe the picture.
An adjective is a word that describes a noun.

ADJECTIVES

Brainstorm some adjectives that you could use to describe...



Drag in the adjectives from the side that describe this superhero.



helpful

nice

scary

tall

silly

serious


friendly

dangerous





















Spotting Digraphs



Colour each of these boxes with the colour you've chosen for that digraph.
Be careful, some of the pictures may not have a digraph sound in them.



Look at each picture then find the matching word in the grid.
Write the word next to the picture.

		_____
		_____
		_____
		_____
		_____
		_____
		_____
		_____
		_____
		_____

DIGRAPH DETECTIVES




Find and write

l	e	a	f	p	m	h
t	y	c	b	i	c	a
q	z	o	p	e	r	y
k	o	w	t	r	e	e
e	o	b	o	a	t	x
y	w	b	r	e	a	d
t	r	a	i	n	z	v




Reading







Here are some characters from our decodable readers we have been reading at school:



Here are the strategies we use to read sentences:

What to do if I get stuck...



-  Look closely at the word
-  Put your finger under the word
-  Slide your finger
-  Blend the sounds out loud
-  Ask yourself 'Did that make sense?'
-  Re-read the sentence

Read the sentences about our characters and draw a picture to show you have understood what you read.

The tap is on.

The tap is off.

Stan sits and taps the
tap.

The ant is on the tap.



Writing



Find your labels from yesterday's writing lesson.
Turn your labels into at least 2 sentences to describe **Pete the Cat**.

For example: Pete the Cat has a long skinny blue body. He has 2 yellow eyes and a curly tail.

Make sure you use:

- Capital letters **ABC**
- Punctuation **. ! ?**
- Finger spaces 
- Neat handwriting 



Wednesday 1st September 2021



Comprehension

Look at the picture.

Circle the right answer for each of the questions.

MAKING INFERENCES

What can we infer from this photo?



The weather is hot.

The weather is cold.

The girl has a scarf.

My girl has a beanie.

It is night time.

It is day time.

1.

2.

3.

Phonics

Cut these out and use them as flashcards. Practise your sounds every day.

s	a	t	p
i	n	m	d
g	o	c	k
ck	ar	e	u
r	b	h	l
j	v	w	x
y	z	sh	th

What words can you make with your flash cards? Write them here in your favourite colours.

Easier option - Make words with only 3 sounds. Only use the blue card sounds.

Mid range option - Make words with 3, 4 or 5 sounds. Use blue, orange and yellow cards.

Challenge - Make words with 4 or 5 sounds.

A large, empty rectangular box with a thin black border, occupying the lower two-thirds of the page. It is intended for students to write words based on the instructions above.

Reading Response

Title: _____

Author: _____

Did you like this book? Colour one:



Draw your favourite part below.

Writing



Notes to remember:

- My letters sit on the line.
- My lower case letters are the same height.
- My upper case letters touch the top of the line.
- I start the letter at the right point.
- I use finger spaces between each new letter or new word.

Say the sound: i for ink.

Now copy the letters and words into your handwriting book.

i i i

I I I


ii ii ii

it

is


if

Label **The Very Hungry Caterpillar**. Don't forget to use adjectives to describe the colour, shape, size, amount of each body part. One has been done for you. To spell the words, **say the word slowly and write the sounds you hear** - please don't ask your grown ups to spell it for you!



THURSDAY

Thursday 2nd September 2021



Comprehension

Look at the picture.

Circle the right answer for each of the questions.

MAKING INFERENCES

What can we infer from this photo?

It is quiet at the beach.

It is busy at the beach.

There is no one in the water.

There are people in the water.

We can make a sandcastle at the beach.

We can make a cake at the beach.




Grammar

Look at the picture below and circle the adjectives that describe the picture.
An adjective is a word that describes a noun.


ADDING ADJECTIVES

What adjectives can we add to make these sentences more interesting?

We went to my house.



Drag in the adjectives from the side that describe this house.



tidy haunted lolly doll

brown big spooky broken

Find a Rhyme

Name: _____

Colour all words that rhyme with the picture.




cat

cup

mat

hat



fun

gum

fan

run



box

dog

log

dad

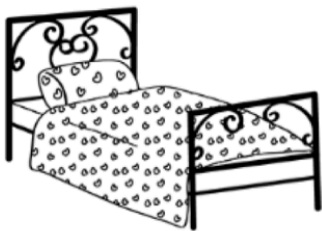


not

hot

lid

got



red

blue

bib

fed

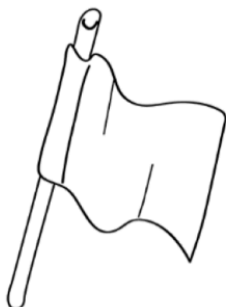


pin

ten

hen

then



did

bag

bug

tag



bin

can

saw

fin

Look at each picture then find the matching word in the grid.
Write the word next to the picture.






















DIGRAPH DETECTIVES



Find and Write

r	y	s	f	x	w	m
a	a	a	o	t	a	o
i	w	u	r	o	l	o
n	n	c	k	y	k	n
b	q	e	c	o	i	n
o	b	o	o	k	z	p
w	s	m	o	u	s	e





Name: _____

Practice your handwriting and digraphs at the same time by completing the following sentences. You can use the drawings on the left for a helpful clue.



1. I called my mum on the _____.



2. This summer we went _____ watching.



3. The _____ made a delicious soup.



4. My dad and I caught a _____.



5. I have _____ brothers and sisters.



6. I went with mum to the _____.



7. I took a _____ of my friends.



8. I sat in the _____.

Reading

Practice your speed sounds below (point and say the sound each letter can make)

s	a	t	p	i	n
m	d	g	o	c	k
ck	e	u	r	If you cannot instantly recall these sounds, be sure to practice them every single day at home!!	

We are also going to meet some new characters. Blend the sounds to read their names:



Read the sentences about our characters and draw a picture to show you have understood what you read. Remember to say each sound and blend them together to read each word.

Dan is a dingo.

Dan can run and run.

Dan can dig a pit.

Gus can go in the pit.

Dan and Gus ran to the top
of the pit.

The sun is hot at the top of
the pit. Dan drinks.



Writing



Find your labels from yesterday's writing lesson.
Turn your labels into at least 2 sentences to describe **The Very Hungry Caterpillar**.

For example: The Very Hungry Caterpillar has lots of thin pointy spikes. He has 2 big green eyes and a round red head.

Make sure you use:

- Capital letters **ABC**
- Punctuation **. ! ?**
- Finger spaces 
- Neat handwriting 



Friday 3rd September 2021



Comprehension

Look at the picture.

Circle the right answer for each of the questions.

MAKING INFERENCES

What can we infer from this photo?



This person is waiting for a plane.

This person is waiting for a horse.

She is going on a business trip.

She is going on a holiday.

Her suitcase looks heavy.

Her suitcase looks light.

1.

2.

3.

Grammar

Look at the picture below and circle the adjectives that describe the picture.
An adjective is a word that describes a noun.


•••••

ADDING ADJECTIVES

What adjectives can we add to make these sentences more interesting?

•••••

Here is a monkey.



Drag in the adjectives from the side that describe this monkey.

short sad angry happy

brown cheeky silly mean

DIGRAPH DETECTIVES

Find and Write




tap-teach.co.uk

s	h	a	r	k	f
c	o	a	t	s	l
r	t	d	b	h	o
e	o	i	i	e	w
w	o	r	k	e	e
x	s	t	e	p	r
z	e	b	i	r	d


Look at each picture then find the matching word in the grid.
Write the word next to the picture.





Name: _____

Ch sound



ch



no ch

chin	shark	teach	stop
desk	beach	house	chess
crack	chip	card	frog
inch	bush	chimp	think
donut	lunch	dish	chat
torch	phone	cheese	shed

Name _____

Read the first word in each row. Now read the other words in each row and circle the one that does not rhyme.

slip	trip clip drip swim skip
crab	drab flag slab grab scab
sand	band land hand lamp and
tent	bent went dent lend sent
lamp	damp sank camp ramp
bump	hump jump sunk dump pump
pram	slam plan gram tram clam
drum	plum glum bump swum


Reading

Read a story at home. Draw pictures to show the characters, the setting and the beginning, middle and end of the story.

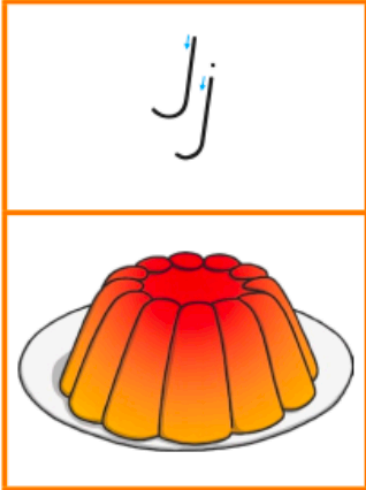
Name: _____ Date: _____

Title of the book: _____

MY 5-FINGER
RETELL



Writing



Notes to remember:

- My letters sit on the line.
- My lower case letters are the same height.
- My upper case letters touch the top of the line.
- I start the letter at the right point.
- I use finger spaces between each new letter or new word.

Say the sound: j for jelly.

Now copy the letters and words into your handwriting book.

j j j

J J J


Jj Jj Jj

just

joke

jump

Using the words in the word bank to help you, write at least two interesting sentences about the picture.



fish like jetty
dam caught
rod old dog went
boat was fishing
