

Plattsburg Public School

Learning from Home
Literacy – Week 4

KC Mangoes





Monday 30th August 2021



Comprehension

Look at the picture.

Circle the right answer for each of the questions.

MAKING INFERENCES

What can we infer from this photo?



The bike is broken.

The bike is not broken.

1.

My bike is green.

My bike is blue.

2.

The person riding the bike would be hurt.

The person riding the bike would be okay.

3.

Phonics

Cut these out and use them as flashcards. Practise your sounds every day.

s	a	t	p
i	n	m	d
g	o	c	k
ck	ar	e	u
r	b	h	l
j	v	w	x
y	z	sh	th

What words can you make with your flash cards? Write them here in your favourite colours.

Easier option - Make words with only 3 sounds. Only use the blue card sounds.

Mid range option - Make words with 3, 4 or 5 sounds. Use blue, orange and yellow cards.

Challenge - Make words with 4 or 5 sounds.

Kindergarten Sight Words

Please practise reading these sight words with your child. Place a tick ✓ next to the word your child reads correctly.

List 1	List 2	List 3	List 4	List 5	List 6	List 7	List 8	List 9	List 10
I	you	boy	do	have	here	be	or	your	there
the	big	he	it	play	are	from	was	down	when
mum	little	she	this	look	of	yes	see	sit	why
dad	am	we	my	come	out	go	him	day	some
a	to	can	with	if	like	no	up	did	by
me	is	girl	his	not	on	old	will	get	an
in	and	that	at	said	they	all	her	what	but



Reading

Today I read the story: _____

It is written by: _____


It is illustrated by: _____

Beginning:

Middle:

End:

Writing



Notes to remember:

- My letters sit on the line.
- My lower case letters are the same height.
- My upper case letters touch the top of the line.
- I start the letter at the right point.
- I use finger spaces between each new letter or new word.

Say the sound: d for dinosaur.

Now copy the letters and words into your handwriting book.

d d d

D D D


Dd Dd Dd

Dad

do


did

Label **Pete the Cat**. Don't forget to use adjectives to describe the colour, shape, size, amount of each body part. One has been done for you. To spell the words, **say the word slowly and write the sounds you hear** - please don't ask your grown ups to spell it for you!





Tuesday 31st August 2021




Grammar

Look at the picture below and circle the adjectives that describe the picture.
An adjective is a word that describes a noun.

ADJECTIVES

Brainstorm some adjectives that you could use to describe...



Drag in the adjectives from the side that describe this superhero.



helpful

nice

scary

tall

silly





serious







friendly







dangerous







Beginning Sounds Teach THIS

Look at the picture.
Say it aloud.
What does it begin
with?
Write the letter
below.

Rhyming Words

1

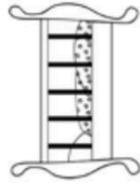
Name: _____

Glue the rhyming pictures in the matching box.


--	--	--



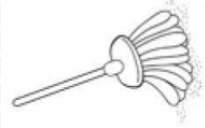
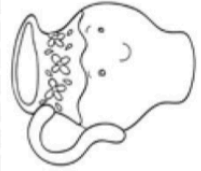
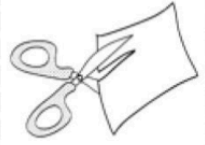


--	--	--



--	--



Teach THIS





Writing



Find your labels from yesterday's writing lesson.
Turn your labels into at least 2 sentences to describe **Pete the Cat**.

For example: Pete the Cat has a long skinny blue body. He has 2 yellow eyes and a curly tail.

Make sure you use:

- Capital letters **ABC**
- Punctuation **. ! ?**
- Finger spaces 
- Neat handwriting 



Wednesday 1st September 2021



Comprehension

Look at the picture.

Circle the right answer for each of the questions.

MAKING INFERENCES

What can we infer from this photo?



The weather is hot.

The weather is cold.

1.

The girl has a scarf.

My girl has a beanie.

2.

It is night time.

It is day time.

3.

Phonics

Cut these out and use them as flashcards. Practise your sounds every day.

s	a	t	p
i	n	m	d
g	o	c	k
ck	ar	e	u
r	b	h	l
j	v	w	x
y	z	sh	th

What words can you make with your flash cards? Write them here in your favourite colours.

Easier option - Make words with only 3 sounds. Only use the blue card sounds.

Mid range option - Make words with 3, 4 or 5 sounds. Use blue, orange and yellow cards.

Challenge - Make words with 4 or 5 sounds.

A large, empty rectangular box with a thin black border, occupying the lower two-thirds of the page. It is intended for students to write words created from flash cards, following the instructions above.

Reading Response

Title: _____

Author: _____

Did you like this book? Colour one:



Draw your favourite part below.

Writing



Notes to remember:

- My letters sit on the line.
- My lower case letters are the same height.
- My upper case letters touch the top of the line.
- I start the letter at the right point.
- I use finger spaces between each new letter or new word.

Say the sound: i for ink.

Now copy the letters and words into your handwriting book.

i i i

I I I


ii ii ii

it

is


if

Label **The Very Hungry Caterpillar**. Don't forget to use adjectives to describe the colour, shape, size, amount of each body part. One has been done for you. To spell the words, **say the word slowly and write the sounds you hear** - please don't ask your grown ups to spell it for you!



THURSDAY

Thursday 2nd September 2021




Grammar

Look at the picture below and circle the adjectives that describe the picture.
An adjective is a word that describes a noun.


ADDING ADJECTIVES

What adjectives can we add to make these sentences more interesting?

We went to my house.



Drag in the adjectives from the side that describe this house.



tidy haunted lolly doll

brown big spooky broken

Find a Rhyme

Name: _____

Colour all words that rhyme with the picture.




cat

cup

mat

hat



fun

gum

fan

run



box

dog

log

dad

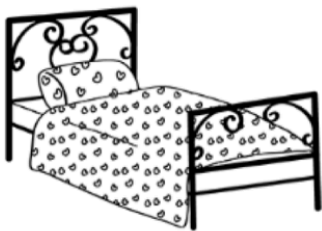


not

hot

lid

got



red

blue

bib

fed

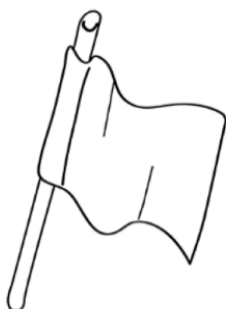


pin

ten

hen

then



did

bag

bug

tag



bin

can

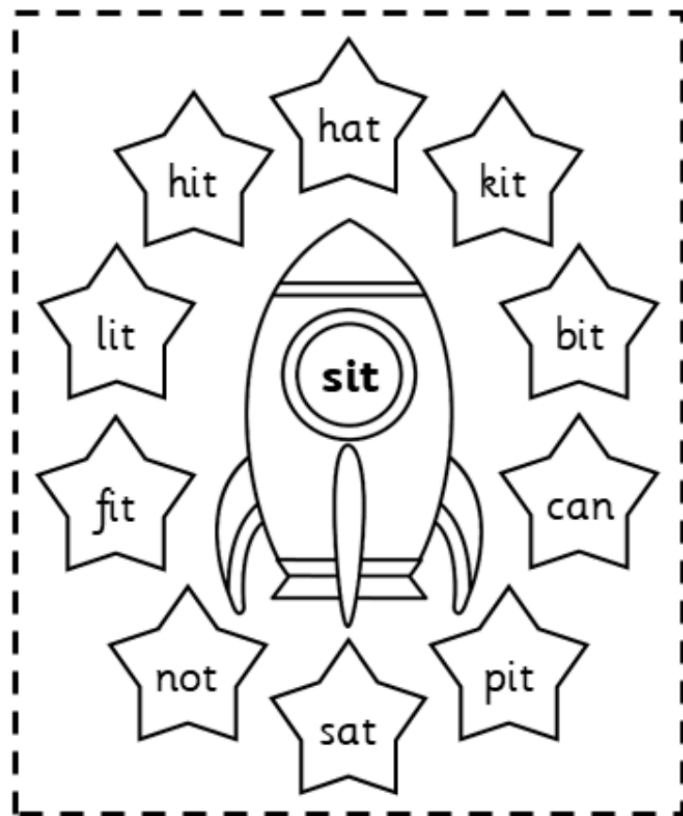
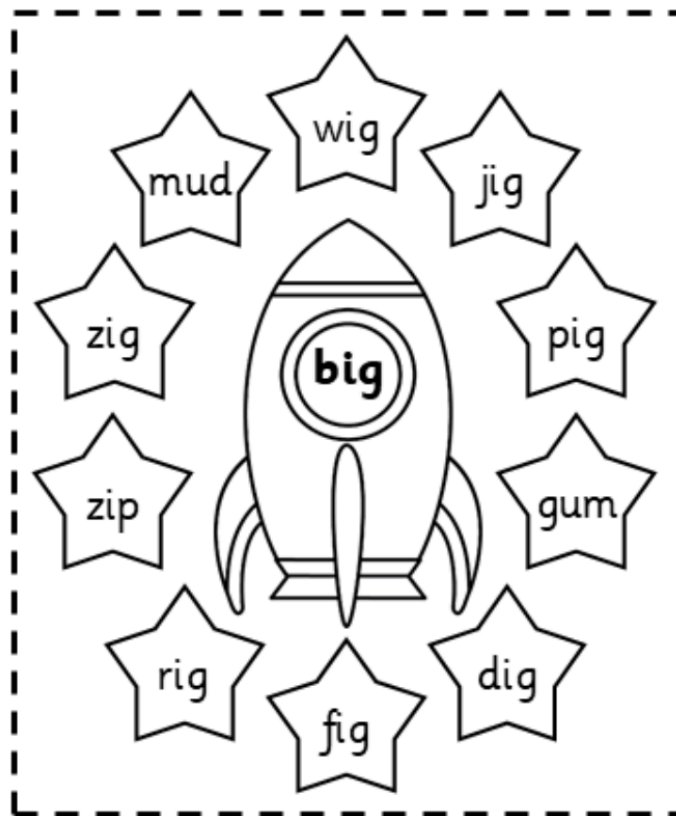
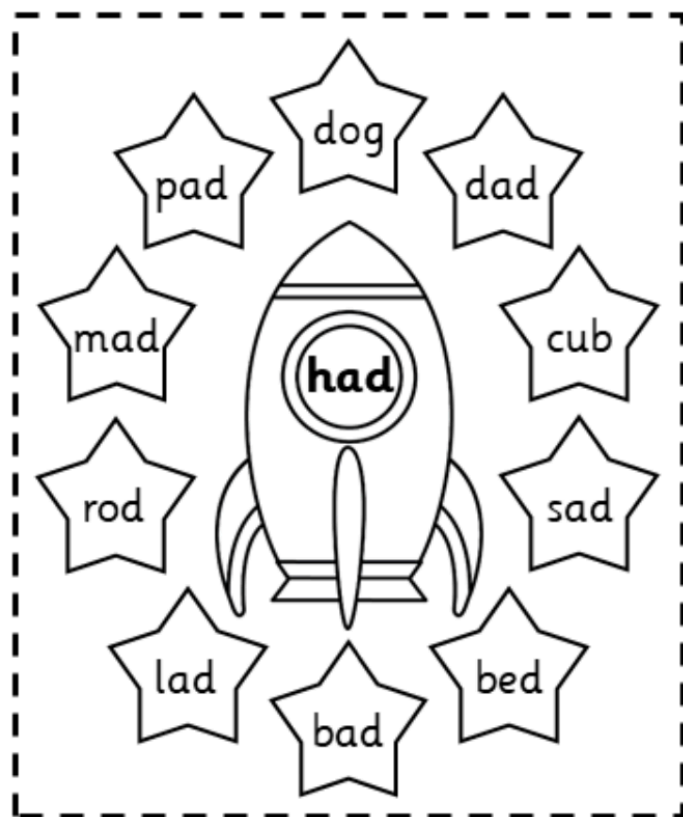
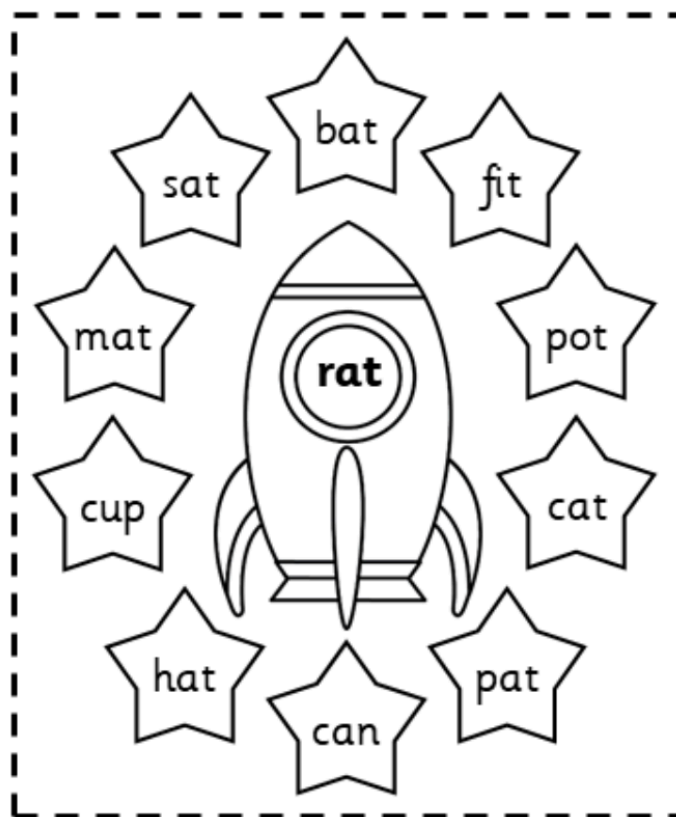
saw

fin

Rocket Rhymes

Name: _____

Colour the stars that rhyme.



Reading

Practice your speed sounds below (point and say the sound each letter can make)

s	a	t	p	i	n
m	d	g	o	c	k
ck	e	u	r	If you cannot instantly recall these sounds, be sure to practice them every single day at home!!	

We are also going to meet some new characters. Blend the sounds to read their names:



Read the sentences about our characters and draw a picture to show you have understood what you read. Remember to say each sound and blend them together to read each word.

Dan is a dingo.

Dan can run and run.

Dan can dig a pit.

Gus can go in the pit.

Dan and Gus ran to the top
of the pit.

The sun is hot at the top of
the pit. Dan drinks.



Writing



Find your labels from yesterday's writing lesson.
Turn your labels into at least 2 sentences to describe **The Very Hungry Caterpillar**.

For example: The Very Hungry Caterpillar has lots of thin pointy spikes. He has 2 big green eyes and a round red head.

Make sure you use:

- Capital letters **ABC**
- Punctuation **. ! ?**
- Finger spaces 
- Neat handwriting 



Friday 3rd September 2021



Comprehension

Look at the picture.

Circle the right answer for each of the questions.

MAKING INFERENCES

What can we infer from this photo?



This person is waiting for a plane.

This person is waiting for a horse.

She is going on a business trip.

She is going on a holiday.

Her suitcase looks heavy.


Her suitcase looks light.

1.













2.

3.

Name: _____


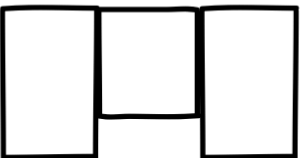

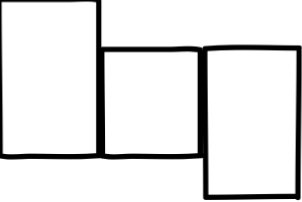

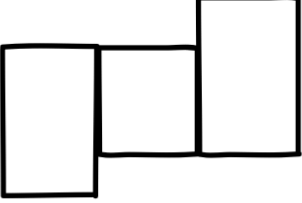

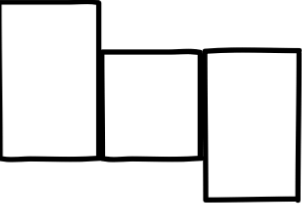

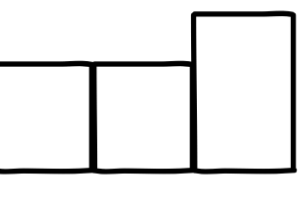

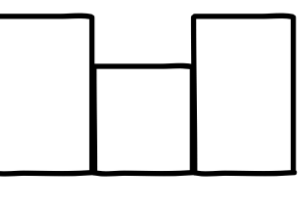


Dab a Family

 p _ _ ig im it	 l _ _ id ip ig	 f _ _ in it id
 j _ _ in ip id	 w _ _ id ig in	 p _ _ im in ig
 r _ _ ip id ig	 s _ _ ip id it	 s _ _ im ix ip
 w _ _ in im it	 h _ _ ip in it	 t _ _ ip ig in

Name: _____

Read, Color, Write

Read it	Color it	Write it
jog		
hop		
pot		
dog		
rob		
hot		

Name: _____

Word search



bug

pot

ten

can

map

sun

pig


hat

leg

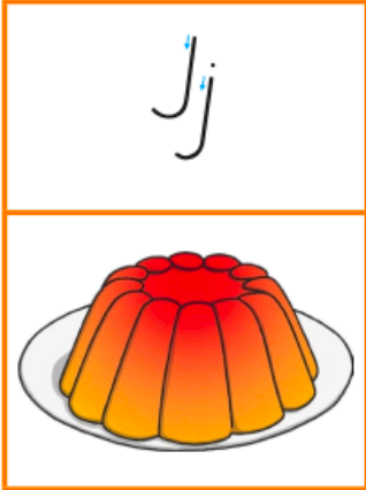
cop

cup

bin



Writing



Notes to remember:

- My letters sit on the line.
- My lower case letters are the same height.
- My upper case letters touch the top of the line.
- I start the letter at the right point.
- I use finger spaces between each new letter or new word.

Say the sound: j for jelly.

Now copy the letters and words into your handwriting book.

j j j

J J J


Jj Jj Jj

just

joke

jump

Using the words in the word bank to help you, write at least two interesting sentences about the picture.



fish like jetty
dam caught
rod old dog went
boat was fishing
