

Term 3 Week 9

Plattsburg

Learning from Home

1/2B

Lions

Literacy



Book Reading Challenge



Read outside



Read with a blanket



Read in your bed



Read under a table



Read with toys



Read on a device



Read in sunglasses



Read with pillows



Read on the couch



Read with a torch



Read in your PJ's



Read while eating



Read upside down



Read dressed up



Read with an adult

Monday

6th September 2021

Look at each picture then find the matching word in the grid.
Write the word next to the picture.

DIGRAPH DETECTIVES

Find and Write

r	y	s	f	x	w	m
a	a	a	o	t	a	o
i	w	u	r	o	l	o
n	n	c	k	y	k	n
b	q	e	c	o	i	n
o	b	o	o	k	z	p
w	s	m	o	u	s	e



Comprehension Passages

◆ Read the passage below:



Dan's Pet Dog

Max is Dan's pet dog. He is large with black and white with spots. Max wears a blue collar and sleeps in a kennel. Dan feeds and walks Max.

Max loves to play fetch with his ball. When Max is good Dan gives him bones for a treat.

◆ Answer the questions below:

1. Describe Dan's pet:

2. What does Dan do for Max?

3. What does Max love to do?

Name: _____

Proper Noun and Common Noun

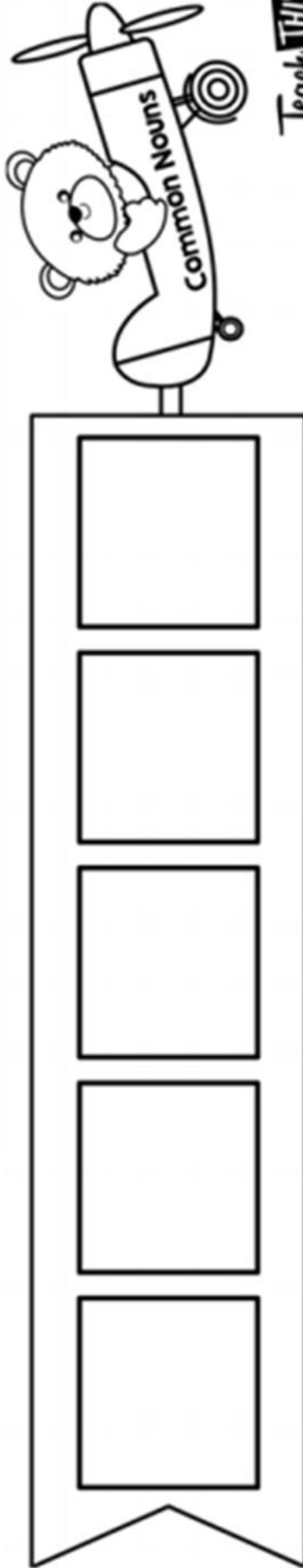
Sort

Read each word. Is it a proper noun or a common noun?

Write each word in the correct box.



--	--	--	--	--	--



Teach **THIS**

apple	China	Sam	carpark	hospital	school	Elk St	Uluru	arm	Hobart
-------	-------	-----	---------	----------	--------	--------	-------	-----	--------

Look and say	Look, say and write	Sentences Use the word to complete the sentence then write one of your own.
said		My parents _____ I can come to your party.
have		I _____ a surprise party to go to this weekend.
like		Frogs _____ to jump in the pond and swim.
so		I am not _____ sure about this idea.
do		What would you like to _____ this weekend?
some		May I please have _____ cake?



f f f

F F F

Ff Ff Ff

for

four

from

Tuesday

7th September 2021

SQUIGGLE TIME

3

Make a new picture, using the squiggles below:





OT



Read, trace and draw

fork

corn

torch

thorn

storm

horse

Sound out

for

cork

fort

sort

torn

stork

thorn

Read the sentence

I got a thorn in my torn shorts.

Choose the right word

for corn torn

I will look _____ Sam.

I love _____

My bag is _____

Complete, read and match

f _ _ k

c _ _ n




























t _ _ ch

st _ _ m

t _ _ n



Alternative Spellings for ai

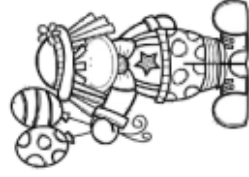
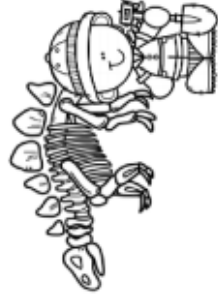
ai		ay		a-e	
					
					
					
					
					
					
					
					
					

Unscramble the Sentence

at my big Look bones. dinosaur

clown The balloons. has two little





















turtle will eggs soon. This lay



Wednesday

8th September 2021

Look at each picture then find the matching word in the grid.
Write the word next to the picture.

		_____
		_____
		_____
		_____
		_____
		_____
		_____
		_____
		_____
		_____

DIGRAPH DETECTIVES


Find and Write

m	q	p	h	o	n	e
o	p	a	i	n	t	c
n	c	a	k	e	h	h
e	b	o	n	e	o	e
y	p	l	a	y	n	e
f	e	e	t	x	e	s
q	u	e	e	n	y	e





ng



Read, trace and draw

wing	king
ring	thong
sling	string

Sound out

hang
bang
ring
wing
song
king
sting

Read the sentence

The king sings long songs.

Choose the right word

thong bring sing

Can you _____?

I have a _____

Can you _____ my hat.

Complete, read and match

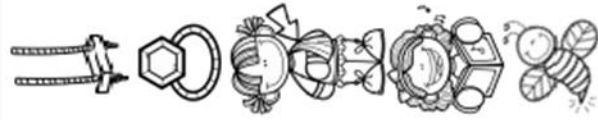
sli_____

si_____

sti_____

ri_____

swi_____



Look and say	Look, say and write	Sentences Use the word to complete the sentence then write one of your own.
come		I would really like you to _____ and play with us.
were		Where _____ you hiding?
there		I can see the dogs playing over _____.
little		The _____ girl laughed when she heard the joke.
one		You will need to walk up _____ flight of stairs.
when		I am not sure _____ they will be back from their holiday.

Adjective Sort

Name: _____

An adjective is a word that describes a noun.

How many?

Size

Colour


Sound/Texture

How it looks

Write each adjective in the correct space.

Teach **THIS**

bumpy	few	red	round	massive	colourful	hollow	twelve	teeny	rough
shallow	colossal	numerous	green	wrinkly	many	tiny	vibrant	circular	bendy



m m m

M M M

Mm Mm Mm

me

my

mum

Thursday

9th September 2021

SQUIGGLE TIME

Make a new picture, using the squiggles below:

4



Quick Writes

climbing


water

wall

slide

splash

fast



'a-e' Spelling Activity

1. Trace over 'a-e'.

a-e a-e a-e a-e

a-e a-e a-e a-e

2. Just add 'a-e'.

g_t_

sp_c_

r_c_

fl_m_

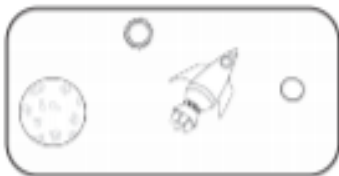
g_z_

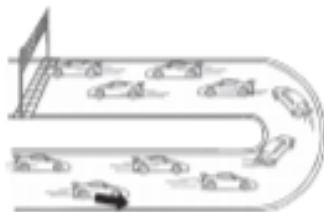
am_z_

c_k_

sn_k_

3. Write the correct 'a-e' words under the pictures.





Comprehension Passages

◆ Read the passage below:



The Lazy Cat

Finn is a lazy cat, he has orange and white stripes. He loves pats from people and naps, it makes him a happy cat. He takes no couch under the window in the sun. keeps him warm.

◆ Answer the questions below:

1. Describe Finn:





















2. What does Finn like?

3. Why does Finn nap on the couch?

Friday

10th September 2021

Look at each picture then find the matching word in the grid.
Write the word next to the picture.

		_____
		_____
		_____
		_____
		_____
		_____
		_____
		_____
		_____
		_____

DIGRAPH DETECTIVES

Find and Write

s	s	h	a	r	k	f
c	g	o	a	t	s	l
r	n	t	d	b	h	o
e	u	o	i	i	e	w
w	r	o	r	k	e	e
x	s	t	t	e	p	r
z	e	h	b	i	r	d





Short



Read, trace and draw

wood

book

pool

hook

stool

wool

Sound out

soot

hoof

book

took

wood

stood

shook

Read the sentence

Look at the cook book that I took.

Choose the right word

pool stool shook

I _____ the tree.

I am going to the _____

Sit on the _____

Complete, read and match

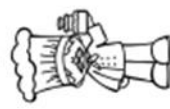
c _ _ k

b _ _ k

f _ _ t

h _ _ k

st _ _

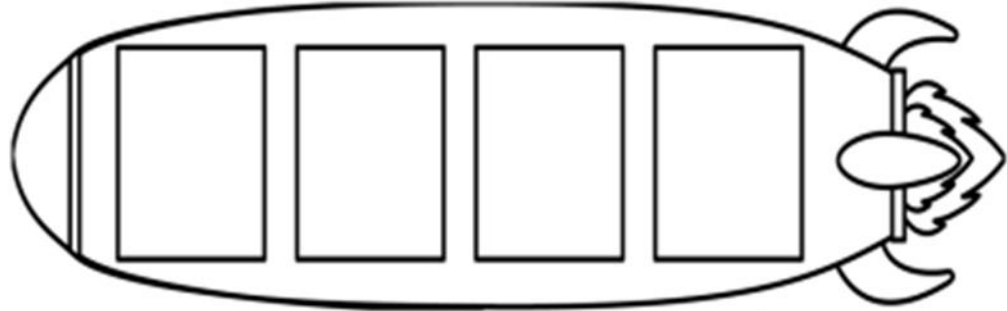


Rocket Word Sort

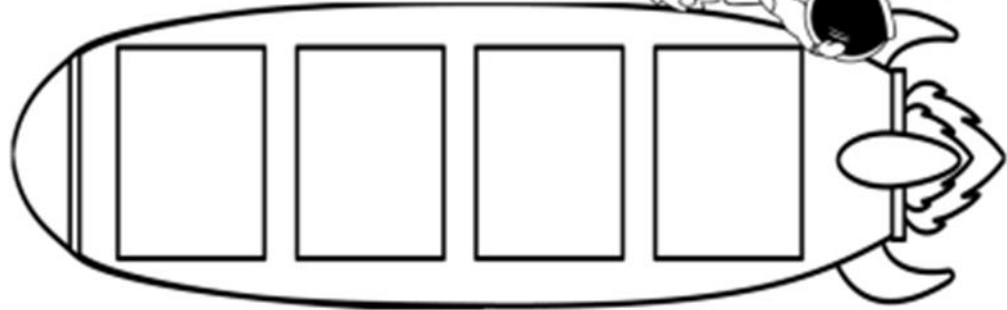
Name: _____

Read each word. Is it a noun, verb or adjective?
Write each word in the correct rocket.

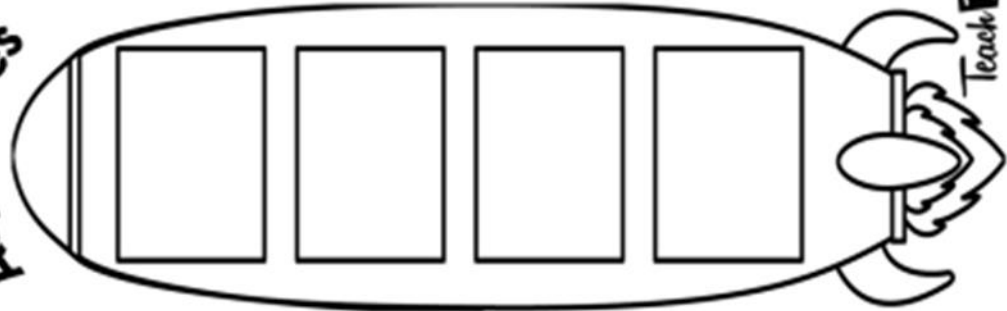
Nouns



Verbs



Adjectives



ball

slow

bus

clap

yellow

park

fluffy

hop

crawl

big

chicken

sister

Echidna

The echidna is a highly adaptable creature that can be found throughout Australia. They are found in coastal forests, alpine meadows and deserts. The echidna has the widest distribution of any native Australian mammal.



The echidna has a skinny snout and a long flicking tongue which is perfect for catching insects. It also has very sharp spines, known as quills, along its back and sides.

When an echidna is threatened, it will curl inwards leaving only its quills exposed. This is a form of protection from predators. Termites and ants are what echidnas love to eat.

They especially love eating beetle larvae which are a type of soil invertebrate. Their sharp claws are what help them to find termites, as they often hide in rotting logs.



Did you know...?

Echidnas have no teeth.



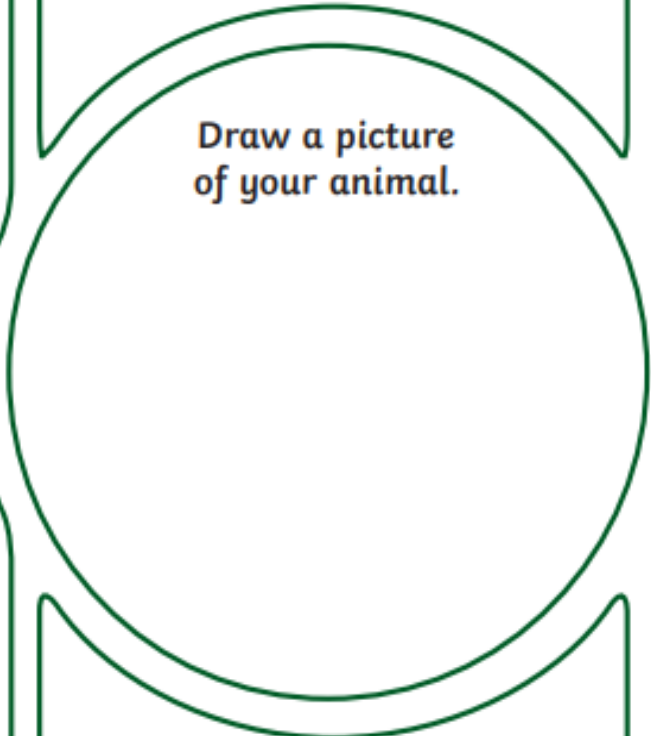
Australian Animals Echidna



What They Look Like

Where They Live

Draw a picture
of your animal.



What They Eat


Did You Know...?

Zentangle Name Art

You will need: A pencil, paper and some colouring pencils or pens.

On the paper, draw your name in large letters. Using the zentangle pattern ideas, fill in the letters of your name with different patterns. You can also create your own patterns - be creative! You might like to outline your patterns in pen, or add some colour.

Zentangle pattern ideas:



Letters Example:

Brianna