

PLATTSBURG

LEARNING FROM HOME

2D – RHINOS



LITERACY



2D – WEEK 5 TIMETABLE – 6/9 – 10/9

MONDAY	TUESDAY	WEDNESDAY	THURSDAY	FRIDAY
9:00 Roll Call/Check In (Google Classroom/Phone Call) LITERACY	9:00 Roll Call/Check In (Google Classroom/Phone Call) LITERACY	9:00 Roll Call/Check In (Google Classroom/Phone Call) LITERACY	9:00 Roll Call/Check In (Google Classroom/Phone Call) LITERACY	9:00 Roll Call/Check In (Google Classroom/Phone Call) LITERACY
9:05 Spelling - Week 9 Spelling List (Google Classroom/Booklet) Writing - Verb Label the Actions (Booklet) - Jam Sandwich Order the Picture Steps (Booklet)	9:05 Spelling - Week 9 Spelling List (Google Classroom/Booklet) Reading - Minecraft Comprehension & Questions (Google Classroom/Booklet) Grammar - Homophones Sentences (Google Classroom/ Booklet) Handwriting - Week 9 Spelling Words (Booklet)	9:05 Spelling - Week 9 Spelling List (Google Classroom/Booklet) Writing - How To Make A Jam Sandwich Sentence Starters (Google Classroom/Booklet) Grammar - Colour By Word Type (Booklet)	9:05 Spelling - Week 9 Spelling List (Google Classroom/Booklet) Reading - Spring Comprehension & Questions (Booklet) Handwriting - Wash Your Hands Procedure (Booklet)	9:05 Writing - How To Cross The Road Independent Procedure (Google Classroom/Booklet) Spelling - Spelling Words and Homophones Findaword (Booklet)
NUMERACY	NUMERACY	NUMERACY	NUMERACY	NUMERACY
11:00 Maths - Number Of The Day - Mr Harvey's Word Problems - Place Value - Partitioning ** Extra Maths at back	11:00 Maths - Number Of The Day - Mr Harvey's Word Problems - Number Lines - Addition & Subtraction Wheels ** Extra Maths at back	11:00 Maths - Number Of The Day - Mr Harvey's Word Problems - Repeated Addition - Dividing By 5 ** Extra Maths at back	11:00 Maths - Number Of The Day - Mr Harvey's Word Problems - Adding On A Number Line - Number Sentences ** Extra Maths at back	11:00 Maths - Number Of The Day - Mr Harvey's Word Problems - Partitioning - Missing Numbers
EXTRA ACTIVITIES IF YOU WANT TO DO MORE!	EXTRA ACTIVITIES IF YOU WANT TO DO MORE!	EXTRA ACTIVITIES IF YOU WANT TO DO MORE!	EXTRA ACTIVITIES IF YOU WANT TO DO MORE!	EXTRA ACTIVITIES IF YOU WANT TO DO MORE!
12:30 Geography - **Suburbs – Finish Pages 1-2 at the back of your Literacy Booklet	12:30 Art - **Art Hub Minecraft Steve (Google Classroom)	12:30 Geography - **Suburbs – Finish your Map on Pages 3-4 in your Literacy Booklet	12:30 Free Writing Write about an adventure you've had with your Flat Teacher (Google Classroom/Booklet)	12:30 Free Play Friday! - Play with your family! Good work this week!

The time at the top of a box is just what time it will appear on Google Classroom. This does not mean you need to do it right then. All Maths activities are completed in the booklet. Activities with a '**' or 'Extra Activities' do not need to be completed. They are just an extra fun activity to keep you active and busy!

Monday



SPELLING WORDS – WEEK 9 – SILENT 'C' SOUND

Look, Say, Cover, Write, Check (LSCWC)

Look – Look at your spelling word.

Cover – Cover your word up.

Check – Check to see your spelling.

Say – Say your spelling word out loud.

Write – Write your word into the correct box.

Word List	Monday	Tuesday	Wednesday	Thursday
scene				
scent				
muscle				
science				
hear				
here				
there				
their				
poor				
pour				

Verb Labelling

What is everyone in the picture doing? Use the verbs in the box to label each action.

- swinging
- throwing
- catching
- hopping
- running
- waving
- jumping
- sliding
- sitting




Five empty rounded rectangular boxes for labeling the actions in the picture.

Four empty rounded rectangular boxes for labeling the actions in the picture.

How to Make a Jam Sandwich

Complete the instructions by adding the pictures, showing how to make a jam sandwich.

1. First, get two slices of bread.
2. Next, use the knife to spread some butter onto both slices.
3. After that, use a knife to spread the jam on top of the butter, on one of the slices of bread.
4. Then, put one slice of bread on top of the other, to make a sandwich.
5. After that, cut the sandwich in half with the knife.
6. Finally, eat it!



Tuesday



What Is Minecraft?

Minecraft is a popular video game. Players can build with different types of blocks in digital, 3D worlds.

There are two ways to play Minecraft:



Survival and Creative.

Survival Mode	Creative Mode
<ul style="list-style-type: none">• Players need to find their own building supplies.• Players need to find food.• Players interact with mobs which are block-shaped creatures that move.	<ul style="list-style-type: none">• Players are given all the supplies they need.• Players do not need to find or eat food.

To play Minecraft you will need:

- a computer or another digital device
- an online account (players aged 12 or under will need to have a parent make the account for them)

Don't forget, you should always ask a parent before going online, even to play games like Minecraft!



Questions


1. Select the **best** definition for Minecraft.

- Minecraft is an online game.
- Minecraft is a popular video game in which players use blocks to build and create digital, 3D worlds.
- Minecraft is a fun game that can be played on a computer.

2. Which Minecraft mode do you think you would prefer to play?
Explain your answer.

3. Draw an example of what a mob might look like.

4. Colour the things that you could use to play Minecraft.



Homophones

Two, to or too?

Are you going _____ the fair?
There are only _____ places left!
There are _____ many people in here.



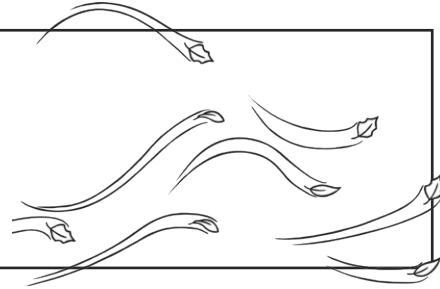
New or knew?

I _____ you would do that!
Do you like my _____ shorts?
This car is brand _____.



Blue or blew?

The wind _____ really hard.
My favourite colour is _____.
Is that _____?




So or sew?

I couldn't climb over it, _____ I went around it.
Do you know how to _____?




Sea or see?

Can you _____ me?
There's nothing to _____ here.
The ship sailed across the _____.



Sun or son?

The _____ is going down.
My _____ plays football really well!
The _____ shines really brightly.



Trace, then copy each word 3 times.

scene

scent

muscle

science

hear

here

there


their

poor

pour


"It's their ball, didn't you hear me?"

W e d n e s d a y

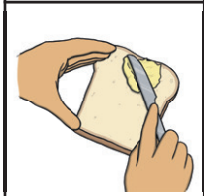


How to Make a Jam Sandwich

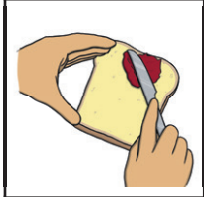
Complete the instructions for how to make a jam sandwich.




1. _____



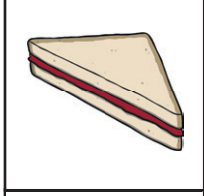
2. _____



3. _____



4. _____



5. _____



6. _____

First

Next

After that

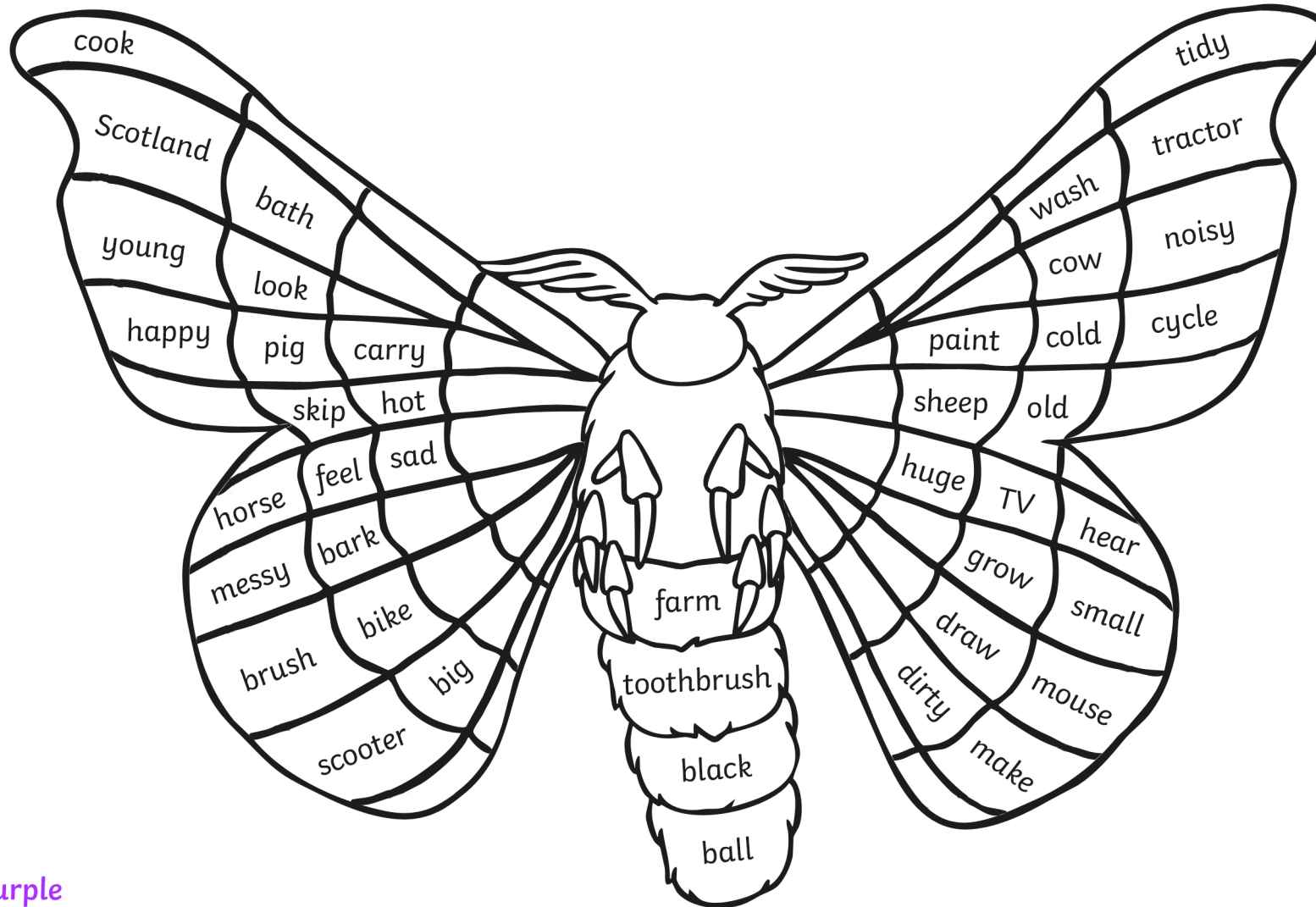
Then

Finally

Colour by Word Class

I can recognise nouns, verbs and adjectives.

Can you identify which of these words are nouns, verbs or adjectives using a colour code?



Verbs = **Yellow**

Nouns = **Blue**

Adjectives = **Purple**

Thursday



Spring in Australia

There are four seasons in a year. The four seasons are spring, summer, autumn and winter.

Spring happens during the months of September, October and November.



Weather in Spring

In spring, the days become warmer and longer. During spring, the weather can be warm, cool, windy and rainy.




Animals in Spring

In spring, many animals have their babies. Birds start to build their nests and then lay their eggs.

Plants in Spring

Flowers may start to bloom with the warmer weather. Fruits, such as apples, pears, avocados, lemons, mandarins and strawberries, start to grow.



Questions

1. When does spring begin? Choose the correct answer.

September

October

November

December

2. Which season comes after spring?

summer

autumn

winter

3. What is the weather like in spring?

4. What might plants grow in spring?

5. What do you like to do in spring?

How To Wash Your Hands

Firstly, turn the tap on.

Then, squeeze two pumps of soap into your hands.

Next, rub your hands together under the water. Rub all over your hands.

Finally, rinse the soap off your hands.

Friday



How to be Safe Crossing the Road



You will need:

Name: _____

W9 Spelling Words & Homophones

K N W J F S T E A L H S S B F F W L
S E L K M S T E E L E B E C V P E T
C E E I G H T S S C R E K A E Y A H
E T W D L T Y K C W E A S F T N R E
N D H I Y G U N I Z A R Z E P A E I
T S F E B V S Y E Z M M L C E L I R
W G C F Y P C C N W Q L Q Z P N H L
O E Y N H R U C C F Z B C B S Q D O
H P R F E S E E E S T A L E A N U U
V B I E A D P A W W K Y P O O R C W
G J G W R P J A T E M M U S C L E Q
Z N Y W M T H E R E P O U R O J N R

Find the following words in the puzzle.

Words are hidden → ↓ and ↘ .

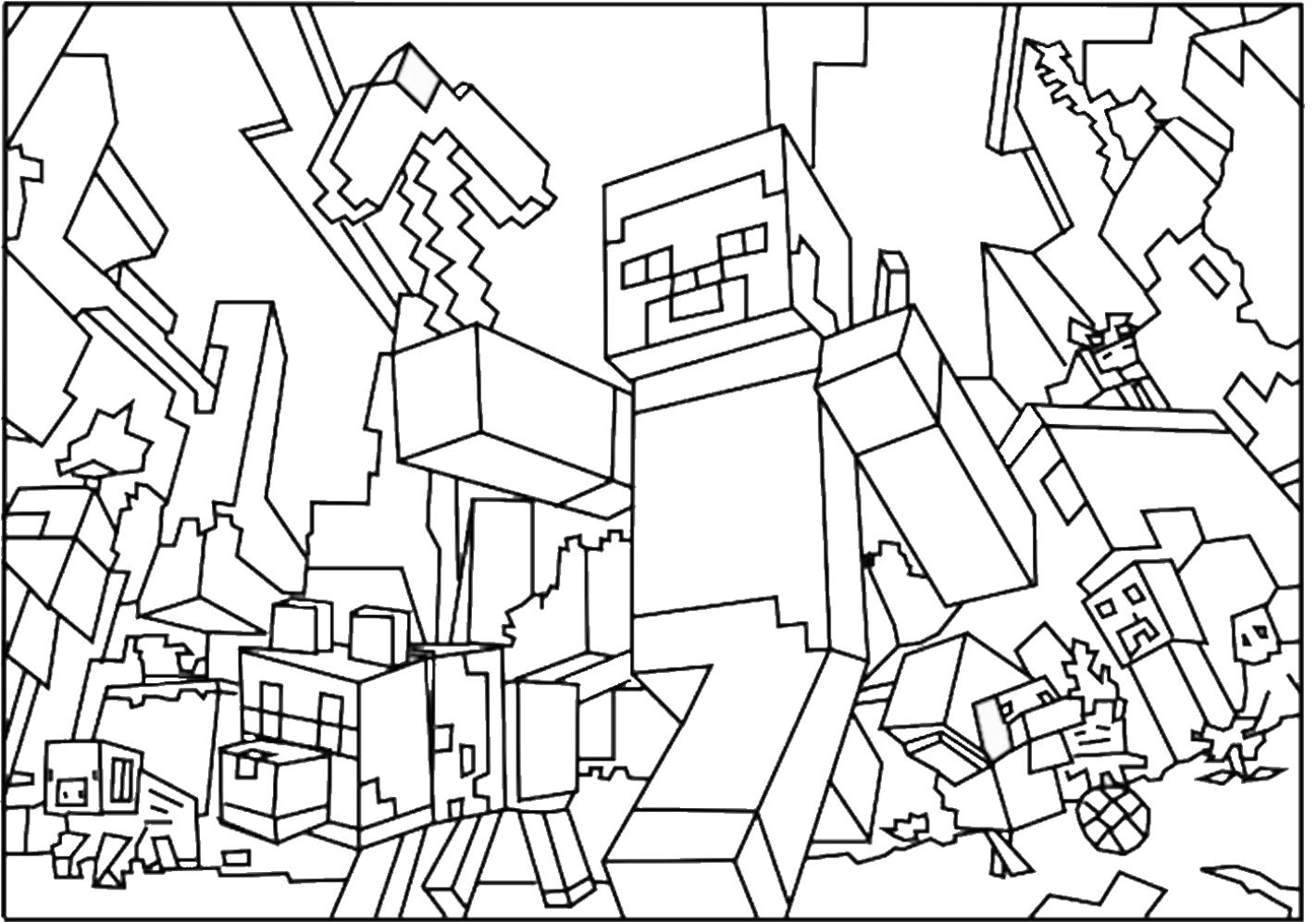
ATE
BARE
BEAR
EIGHT
HEAR
HERE
MUSCLE
PAW

POOR
POUR
SCENE
SCENT
SCIENCE
SEA
SEE
SEEN

STEAL
STEEL
TAIL
TALE
THEIR
THERE
THEY'RE
WEAR

WE'RE

EXTRA ACTIVITIES



4

Imagine you have been asked to plan a town or suburb.

First, think of all the things that are important to you.

Write them in the box.

Example

animals, sport,
adventure, reading,
dancing, family,
music, games,
dinosaurs,
skateboards, heroes,
extinct animals

What I like

5 Choose one of the words in your box to name your town or suburb.

Example

Name: Dinosaur Town

My town or suburb

6 Make a list of words for your town or suburb. Make sure you have famous people, Aboriginal words and words about nature.

Example

Muttaborrasaurus,
Bunyip, Allosaurus,
Kulta, Diplodocus,
Mirreulla, Triceratops,
Brontosaurus, Jurassic,
David Elliot, T-Rex

My words

Map of the town or suburb.

Example

Dinosaur names
Diplodocus
T-Rex

Era
Jurassic

Famous person who discovered dinosaur bones in Australia
David Elliot

Aboriginal words for dinosaurs
Kulta
Mirreeulla
Muttaburrasaus

Natural features
fossils
bay
swamp

FOSSIL HILL
Kulta Swamp
Mirreeulla Bay
MUSEUM
SOUVENIRS
JURASSIC PARK
DIPLODOCUS STREET
T-REX ROAD
MUTTABURRASAU DRIVE
ELLIOT STREET
FERN AVENUE
DINOSAUR TOWN



7 Draw a map for your town or suburb and explain the street names.



FLAT TEACHER ADVENTURES

CUT OUT OR FOLD THE TEACHERS AND TAKE THEM ON YOUR DIFFERENT HOME ADVENTURES THIS WEEK. SEE IF YOU CAN FILL IN ALL THE BOXES!

I NEED TO GET FIT! LET'S GO OUTSIDE AND PLAY A GAME OR SPORT TOGETHER.	IT WOULD BE REALLY FUN IF WE COULD WATCH A MOVIE TOGETHER!	WHEN'S THE LAST TIME YOU HELPED OUT AROUND THE HOUSE? CAN WE GO DO SOME JOBS?	LET'S READ A BOOK! I'D LOVE TO LISTEN TO YOU READ.
CAN YOU BUILD BE AN OBSTACLE COURSE? I'VE ALWAYS WANTED TO BE A NINJA WARRIOR!	I'D LOVE TO GO ON A WALK YOU KNOW!	I'M PRETTY HUNGRY... DO YOU WANT TO HAVE SOME FOOD TOGETHER?	IT'S BEEN A WHILE SINCE I PLAYED A BOARD GAME. LET'S DO THAT!
LET'S GO DO YOUR SCHOOL WORK TOGETHER.	YOU KNOW, I'M NOT GREAT AT DRAWING. CAN YOU TEACH ME TO DRAW SOME PICTURES?	LET'S GO OUTSIDE! THERE'S SO MUCH TO DO IN THE SUNSHINE!	CHOOSE YOUR OWN ADVENTURE!



CUT ME OUT AND TAKE ME ON YOUR ADVENTURES THIS WEEK!