

*Plattsburg Public School*

*Learning From Home*

*IH*


*Purple Literacy*



# Monday

## Lost My Holiday

Can you collect your passport and make it through security to get to your holiday destination?



**Physical Challenge:** Help the adult make you lunch or a snack today. You will need to pay close attention to what you do as you will write about it later.

# Spelling Focus

## Double consonant in 2 syllable words. (dd and tt)

Double consonants in the middle of a word mark the boundary of two syllables (sum-mer).

A double consonant follows the short vowel (fitter).

I can break a word into syllables.

WILF: Put your hand on your chin and say each word slowly. Where your mouth closes, draw a line through the word to show the syllable (chunk of sound).

EXAMPLE:

hotter = hot|ter, fitter = fit|ter, cuddle = cud|dle

Spelling Words

madder

sadder

ladder

better

letter

wetter

Can you think of any dd or tt words?

HANDS ON: Can you spell these words out by using things around your house like socks, toothpicks, Lego, shoelaces or pencils


# Grammar

Prepositions go in front of nouns to tell us where or when.

I can write a preposition to match the animal's location in the picture.

## Where is Max?


Nouns are people, places or things.




Max is standing \_\_\_\_\_  
the table.



Max is \_\_\_\_\_ the laundry  
basket.




Max is \_\_\_\_\_ the table.

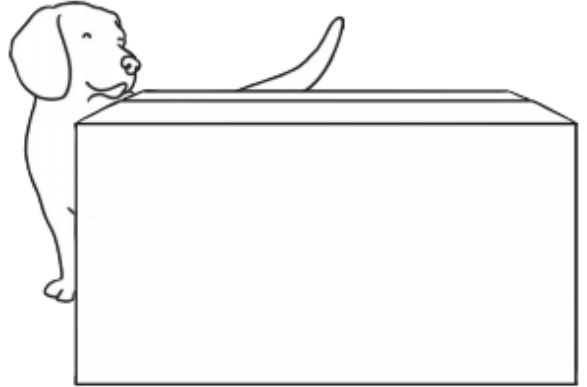


Max is \_\_\_\_\_ the toy train.


# Where is Max?



Max is \_\_\_\_\_ the television.



Max is \_\_\_\_\_ the box.



Max is \_\_\_\_\_ two chairs.



Max is \_\_\_\_\_ the beach bag.

# Writing.

Instructions/ commands.

When instructing someone to do something, we begin our sentence with a verb (doing word).

I can write a verb that begins my instruction for each step of brushing teeth.

WILF write a verb in each box to show what action is needed to match the picture.

Verb Word Bank:

Squeeze  
Wet

Turn on

Hold

Rinse

Brush



You will need this for later in the week.

# Reading

Read an imaginative text aloud.

Write a sentence and draw a picture to tell me about each part of the book.

Name of book \_\_\_\_\_





















*Beginning*

*Middle*

*End*

# Tuesday

Look at each picture then find the matching word in the grid.  
Write the word next to the picture.

		_____
		_____
		_____
		_____
		_____
		_____
		_____
		_____
		_____
		_____

## DIGRAPH DETECTIVES



Find and Write

s	s	h	a	r	k	f
c	g	o	a	t	s	l
r	n	t	d	b	h	o
e	u	o	i	i	e	w
w	r	o	r	k	e	e
x	s	t	t	e	p	r
z	e	h	b	i	r	d



tapteacher®




Physical Challenge: Use your sound words sets to have a game of memory. Words can be found at the back of the booklet.



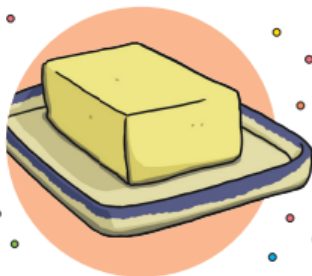
You may need an adult's help to read this teaching text.

# How to Make Fairy Bread

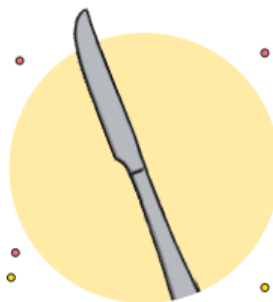
What you need:




Bread




Butter



Knife




Sprinkles




Get some bread.

[twinkl.com](https://www.twinkl.com)




Get some sprinkles, some butter and a knife.

[twinkl.com](https://www.twinkl.com)




Spread the butter onto the bread.

[twinkl.com](https://www.twinkl.com)



Sprinkle the sprinkles onto the bread.

[twinkl.com](https://www.twinkl.com)



Cut the bread into triangles.

[twinkl.com](https://www.twinkl.com)



Eat your fairy bread.

[twinkl.com](https://www.twinkl.com)

# Questions

Circle the correct answer to each question.

1. Which item was not needed?

- A. honey
- B. bread
- C. knife

2. Which verb was not used?

- A. Get
- B. Cut
- C. Wipe

3. Which was the fifth instruction?

- A. Cut bread in half.
- B. Cut bread into triangles.
- C. Cut crust off bread.

4. Where was the fairy bread getting eaten?

- A. At school
- B. At a party
- C. In a pool

5. Why do you think it was getting eaten there?

---

---

6. This text is teaching me:

- A. What to eat at a party.
- B. How to make fairy bread.
- C. Why fairy bread is so yummy.

# How to Brush Your Teeth

I can write an instruction to match the picture.

WILF Write one sentence beginning with a verb that instructs me how to complete the step of brushing your teeth.

## How to Brush Your Teeth

What you need:



Toothpaste



Toothbrush



Water



# How to Brush Your Teeth

I can write an instruction to match the picture.

WILF Write one sentence beginning with a verb that instructs me how to complete the step of brushing your teeth.



1. Read

2. Trace

3. Rainbow write

4. Write

# Oxford Words Handwriting

I had fun at the skatepark.

fun

fun

fun

fun

I had fun at the skatepark.

I had fun at the skatepark.

I had fun at the skatepark.

# Wednesday

Look at each picture then find the matching word in the grid.  
Write the word next to the picture.



\_\_\_\_\_



\_\_\_\_\_



\_\_\_\_\_



\_\_\_\_\_



\_\_\_\_\_



\_\_\_\_\_



\_\_\_\_\_



\_\_\_\_\_



\_\_\_\_\_



\_\_\_\_\_

## DIGRAPH DETECTIVES



Find and Write

m	q	p	h	o	n	e
o	p	a	i	n	t	c
n	c	a	k	e	h	h
e	b	o	n	e	o	e
y	p	l	a	y	n	e
f	e	e	t	x	e	s
q	u	e	e	n	y	e



tapteacher



**Physical Challenge:** Have someone hide one set of your sound words. Have them call out a word from the 2nd set and you need to race off and return that hidden card.









# Grammar Revision



Speech marks show what words a character says. They wrap around the words that were said.

Only the words that a character says go inside the speech marks.




*'Shake my hand,' said the boy.*

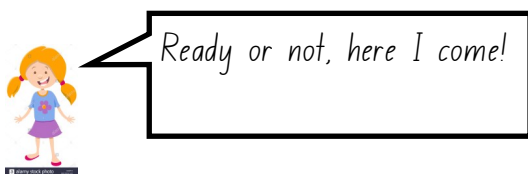
**or**

*The boy said, 'Shake my hand.'*


I can put the missing speech marks in the sentence to match the picture.  
WILF put a **“** before the first spoken word and a **”** after the last spoken word.



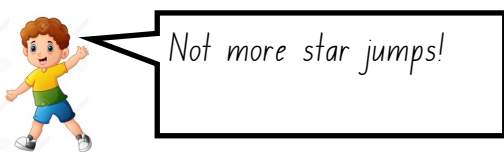
*I am a little teapot, sung the boy.*



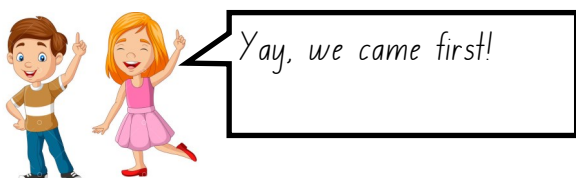
*Ready or not, here I come! shouted the girl.*



*The girl asked, Did you see that?*



*Not more star jumps! complained the boy.*




*Yay, we came first! the team called.*

# Thursday

## Summer Maze

Can you find your way to the beach?



**Physical Challenge:** Place your sound word cards at the other end of the room, where you can see them. Have an adult say an animal and then a sound word. You will need to move like that animal until you get to the correct sound word card and read it out.

Read a new book or reread yesterday's book and complete the activity.

Book Title: \_\_\_\_\_

Name: \_\_\_\_\_ Date: \_\_\_\_\_



# Story Map A

Setting

*Where did it happen? On a mountain, in the sea or in a forest?*

Solution

*How did the problem get solved for the character?*

Character

Problem

*What was the main problem for this character?*







# Grammar

Prepositions go in front of nouns to tell us where or when.

I can write a preposition to match the animal's location in the picture.

Nouns are people, places or things.


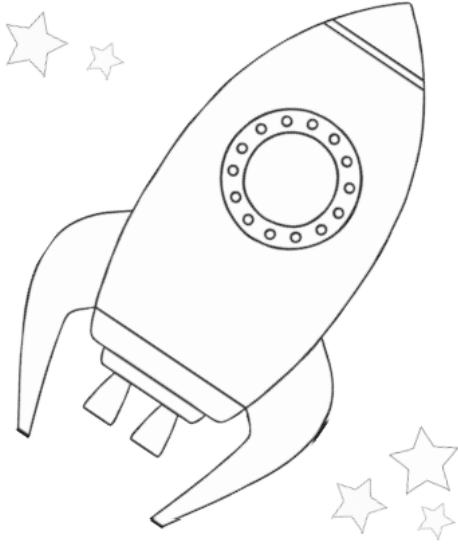


# Grammar

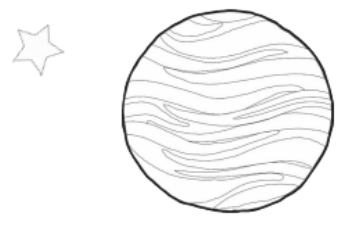
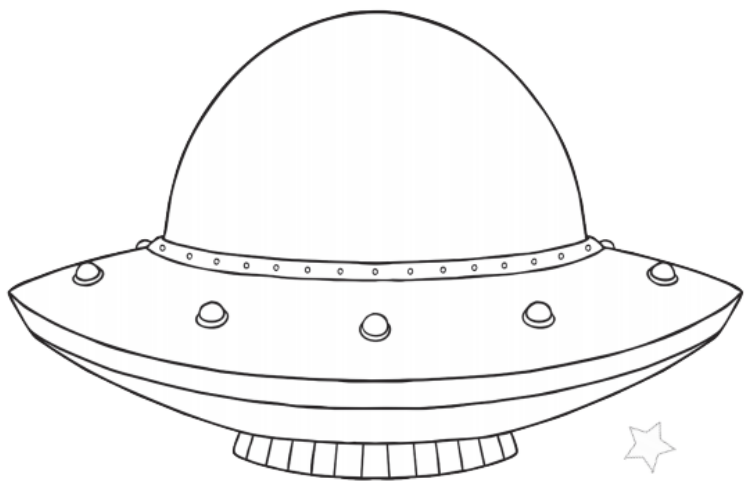
Prepositions go in front of nouns and tell us where or when.

I can draw a picture to match the preposition's description.

Draw an astronaut **next to** the spaceship.



Draw an alien **on top of** the flying saucer.



1. Read

2. Trace

3. Rainbow write

4. Write

# Oxford Words Handwriting

Can I please have some help?

some

some

some


Can I please have some help?

Can I please have some help?

Can I please have some help?

# Friday

## Honeybee Maze



Physical Challenge: Help the adult who makes you snacks or lunch. You will use this experience to write about later.







# Spelling Focus

## Double consonant in 2 syllable words. (dd and tt)

Double consonants in the middle of a word mark the boundary of two syllables (sum-mer).

A double consonant follows the short vowel (fitter).

I can break a word into syllables.

WILF: Put your hand on your chin and say each word slowly. Where your mouth closes, draw a line through the word to show the syllable (chunk of sound).

EXAMPLE:

better = bet|ter,      butter = but|ter,      button = but|ton

### Spelling Words

cuddle

puddle

muddle

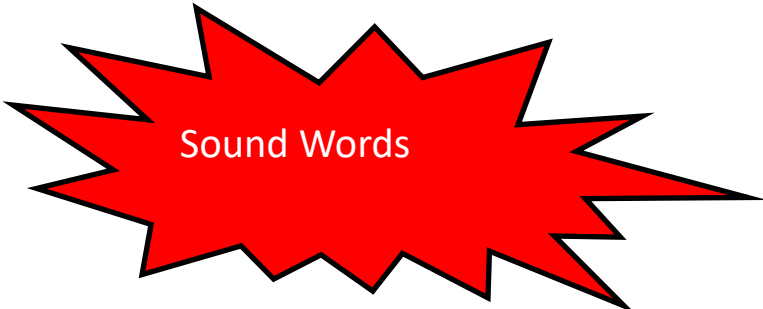
bottle

battle

kettle

HANDS ON: Can you spell these words out by using things around your house like socks, toothpicks, Lego, shoelaces or pencils

# SONETTING



Sound Words

cuddle

muddle

puddle

paddle

riddle

saddle

middle

address

ladder

better

butter

button

battle

bottle

kettle

little

letter

rattle

*middle*

*address*

*ladder*

*better*

*butter*

*button*

*cuddle*

*muddle*

*puddle*

*paddle*

*riddle*

*saddle*

*battle*

*bottle*

*kettle*

*little*

*letter*

*rattle*