

# PLATTSBURG

LEARNING FROM HOME

2D – RHINOS



# LITERACY



## 2D – WEEK 6 TIMETABLE – 13/9 – 17/9

MONDAY	TUESDAY	WEDNESDAY	THURSDAY	FRIDAY
<b>9:00</b> <b>Roll Call/Check In</b> (Google Classroom/Phone Call)	<b>9:00</b> <b>Roll Call/Check In</b> (Google Classroom/Phone Call)	<b>9:00</b> <b>Roll Call/Check In</b> (Google Classroom/Phone Call)	<b>9:00</b> <b>Roll Call/Check In</b> (Google Classroom/Phone Call)	<b>9:00</b> <b>Roll Call/Check In</b> (Google Classroom/Phone Call)
<b>LITERACY</b>	<b>LITERACY</b>	<b>LITERACY</b>	<b>LITERACY</b>	<b>LITERACY</b>
<b>9:05</b> <b>Spelling</b> - Week 10 Spelling List (Google Classroom/Booklet) <b>Writing</b> - **Kahoot! Polar Bear Facts/Brainstorm(Google Classroom/Booklet) - Polar Bear Label the Parts (Booklet) - Polar Bear Fact Sorting (Booklet)	<b>9:05</b> <b>Spelling</b> - Week 10 Spelling List (Google Classroom/Booklet) <b>Reading</b> - Polar Bear Cloze Passage (Google Classroom/Booklet) <b>Writing</b> - Features of a Polar Bear (Google Classroom/Booklet) <b>Grammar</b> - Tense - Adding 'ed' (Booklet)	<b>9:05</b> <b>Spelling</b> - Week 10 Spelling List (Google Classroom/Booklet) <b>Writing</b> - Polar Bear Note Taking (Booklet) - Polar Bear Dot Point Sorting (Google Classroom/Booklet) <b>Handwriting</b> - 'are' Spelling Words (Booklet)	<b>9:05</b> <b>Spelling</b> - Week 10 Spelling List (Google Classroom/Booklet) <b>Reading</b> - Polar Bear Comprehension & Questions (Google Classroom/Booklet) <b>Handwriting</b> - Polar Bear Sentences (Booklet) <b>Grammar</b> - Changing The Tense (Booklet)	<b>9:05</b> <b>Writing</b> - Polar Bear Information Report (Google Classroom/Booklet) - **Kahoot! Polar Bear Facts (Google Classroom) <b>Spelling</b> - 'are' & 3D Words Findaword (Booklet)
<b>NUMERACY</b>	<b>NUMERACY</b>	<b>NUMERACY</b>	<b>NUMERACY</b>	<b>NUMERACY</b>
<b>11:00</b> <b>Maths</b> - Number Of The Day - Mr Harvey's Word Problems - Counting - Missing Numbers ** Extra Maths at back	<b>11:00</b> <b>Maths</b> - Number Of The Day - Mr Harvey's Word Problems - Maths Mentals - Skip Counting ** Extra Maths at back	<b>11:00</b> <b>Maths</b> - Number Of The Day - Mr Harvey's Word Problems - Building Bricks/ Colour Numbers - 10x Tables ** Extra Maths at back	<b>11:00</b> <b>Maths</b> - Number Of The Day - Mr Harvey's Word Problems - Quarters - Fraction Sorting ** Extra Maths at back	<b>11:00</b> <b>Maths</b> - Number Of The Day - Mr Harvey's Word Problems - 3D Object Face Match - 3D Object Sort & Sketch
<b>EXTRA ACTIVITIES</b> IF YOU WANT TO DO MORE!	<b>EXTRA ACTIVITIES</b> IF YOU WANT TO DO MORE!	<b>EXTRA ACTIVITIES</b> IF YOU WANT TO DO MORE!	<b>EXTRA ACTIVITIES</b> IF YOU WANT TO DO MORE!	<b>EXTRA ACTIVITIES</b> IF YOU WANT TO DO MORE!
<b>12:30</b> <b>Science</b> - **Features and Habitats or Animals (Google Classroom)	<b>12:30</b> <b>Art</b> - **Art Hub Polar Bear (Google Classroom/Booklet)	<b>12:30</b> <b>PD/H/PE</b> - **Exercise Your Name Poster 2! (Google Classroom/Booklet)	<b>12:30</b> <b>Sport</b> - Walk with family or Play at the Park	<b>12:30</b> <b>Free Play Friday!</b> - Play with your family! Good work this week!

The time at the top of a box is just what time it will appear on Google Classroom. This does not mean you need to do it right then.

All Maths activities are completed in the booklet. Activities with a '\*\*' or 'Extra Activities' do not need to be completed. They are just an extra fun activity to keep you active and busy!

Monday



# SPELLING WORDS -- WEEK 10 -- 'ARE' SOUND

*Look, Say, Cover, Write, Check (LSCWC)*

*Look* - Look at your spelling word.

*Cover* - Cover your word up.

*Check* - Check to see your spelling.

*Say* - Say your spelling word out loud.

*Write* - Write your word into the correct box.

Word List	Monday	Tuesday	Wednesday	Thursday
care				
dare				
share				
stare				
square				
face				
cube				
edge				
prism				
surface				



# Brainstorm – Polar Bears

Write or draw anything you know about polar bears.

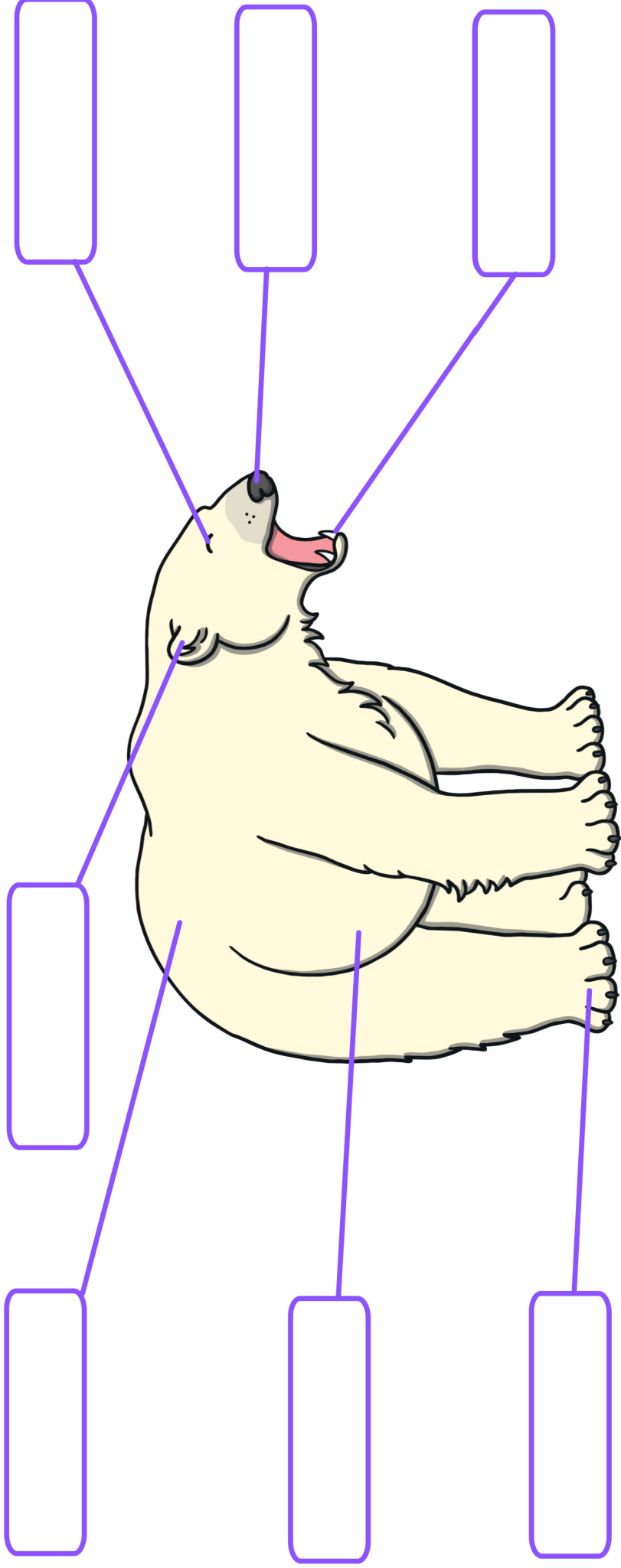
You can label the picture if you want.



# Parts of a Polar Bear

Learning Goal: I can label the parts of a

polar bear that I can see.



Label the parts of a polar bear with words from the word bank.


paws      belly      thick fur      eye  
snout      jaw      ears

# Polar Bears – Sorting the Facts

Read the facts on the next page, then sort them into their correct headings. You can cut them out or write them into the box.



Classification – What it is



Habitat – Where it lives



Appearance – What it looks like



Diet – What it eats

eats fish

large paws

a mammal

cold places

lives in snow

white fur

small ears

largest bear

eats seals


has live babies

Canada

eats walrus



Tuesday






# Polar Bears

Polar bears are large, white bears \_\_\_\_\_<sup>1</sup> live on the sea ice around \_\_\_\_\_<sup>2</sup> North Pole. They are one of \_\_\_\_\_<sup>3</sup> best known bears.

Polar bears have \_\_\_\_\_<sup>4</sup> necks and bodies, furry short ears \_\_\_\_\_<sup>5</sup> sharp teeth. They have thick white \_\_\_\_\_<sup>6</sup> and layers of fat under the \_\_\_\_\_<sup>7</sup> to keep them warm. Their white \_\_\_\_\_<sup>8</sup> also helps them blend in with \_\_\_\_\_<sup>9</sup> ice and snow. They can hunt \_\_\_\_\_<sup>10</sup> seals without being easily seen.

Seals \_\_\_\_\_<sup>11</sup> the main food of polar bears. \_\_\_\_\_<sup>12</sup> seals are hunted around the holes \_\_\_\_\_<sup>13</sup> the ice when they come up \_\_\_\_\_<sup>14</sup> breathe.

The polar bears also eat \_\_\_\_\_<sup>15</sup> birds, fish, berries and grasses.



# Features Of A Polar Bear

Learning Goal - To describe the features of a polar bear using adjectives.




ears

small ears

small, rounded ears

small, rounded ears to hear their prey



snout

black snout



fur



paws



cubs

# The Messy Magpie Adding the Suffix -ed

Can you draw lines to match each verb with its -ed partner?

hop
crush
reuse
want
carry
stop
turn

turned
hopped
wanted
stopped
carried
crushed
reused

Now try to change these verbs by adding the suffix -ed.


look → \_\_\_\_\_

start → \_\_\_\_\_

drop → \_\_\_\_\_

happen → \_\_\_\_\_

W e d n e s d a y




# Polar Bears



Polar bears are large, white bears that live on the sea ice around the North Pole. They are one of the best known bears.

Polar bears have long necks and bodies, furry short ears and sharp teeth. They have thick white fur and layers of fat under the skin to keep them warm. Their white fur also helps them blend in with the ice and snow. They can hunt for seals without being easily seen.



Seals are the main food of polar bears. The seals are hunted around the holes in the ice when they come up to breathe. The polar bears also eat sea birds, fish, berries and grasses.



**Write key words to make notes about polar bears.**

**These questions will help you.**

1. Where do polar bears live?
2. What do polar bears look like?
3. What do polar bears eat?

• _____	• _____
• _____	• _____
• _____	• _____
• _____	• _____
• _____	• _____



# POLAR BEAR

Appearance/What does it look like?

Classification/ What is it?

Diet/ What does it eat?

Habitat/Where does it live?

Fun Facts

Trace, then copy each word twice

care

dare

share

stare

square

face

cube

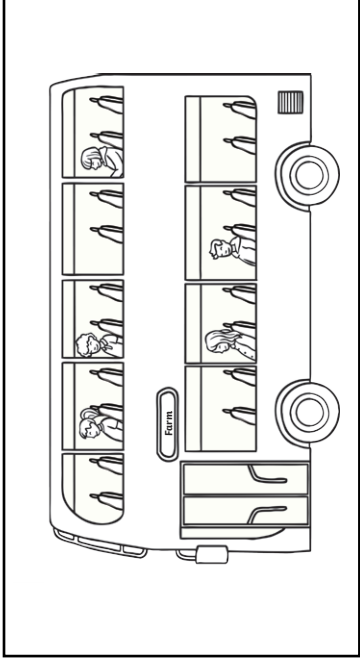
edge

prism


surface

A cube has 6 square faces.

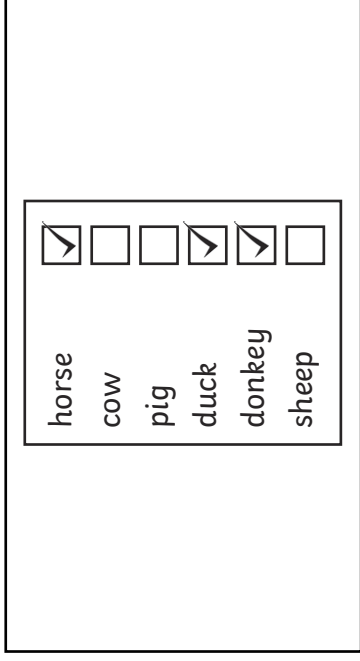
# Clare at the Farm



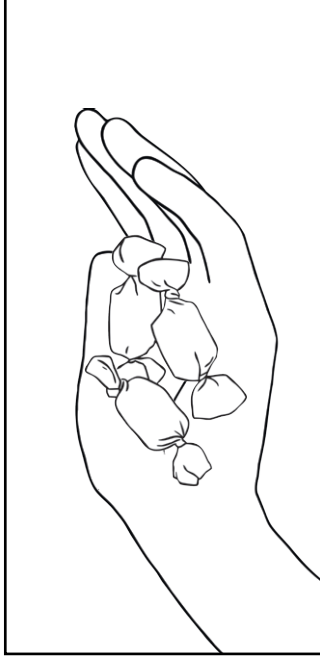
Clare was on a school trip to the farm. Her class had caught the bus and their teacher had paid their fare.



A large hare jumped out in front of her and looked at her with a long stare before it dashed away. Clare was so shocked that she stepped in a large, muddy puddle and it splashed all up her bare legs.




They had to look for lots of different animals and tick them off in square boxes on their sheet.



Luckily, it was time for lunch and her best friend offered to share her sweets with Clare.

“What a kind way to show you care!” said Mr Wilson, their teacher.



She had seen a beautiful black mare and her foal in one field and some noisy geese by the pond. Just as she was heading for the pigsty, she had a big scare.

Thursday




# Polar Animals

Some animals live in very hot places, e.g. snakes and camels live in deserts. Other animals live in extremely cold places, like the Arctic or Antarctic.

## Polar Bears

Polar bears live in the ice and snow and hunt seals. Their bodies are adapted to the cold. This means their bodies have changed to help them stay warm.

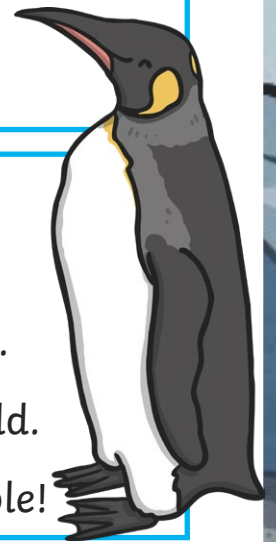


### Polar Bear Facts

- They have big feet for swimming through the sea. They spend most of their lives in water.
- Their fur is the same colour as the snow so they blend in.
- Their super sense of smell lets them know where to hunt for seals.
- They have sharp teeth to help them hunt and eat.

### Penguin Facts

- They use their wings like flippers for swimming.
- They have waterproof feathers to keep them dry.
- They have lots of fat to stop them getting too cold.
- Their beaks open wide to catch and eat fish whole!



### Did You Know...?

Penguins are found in both hot and cold places. Some kinds of penguin love hot weather!



# Questions

1. Name one animal found in a desert.

---

2. What do polar bears hunt?

---

3. What are polar bears' feet useful for?

---


4. What can penguins' beaks do that helps them?

---

5. Why do polar bears need to look white?

---

6. Can you draw your own picture of a penguin and label the beak, feet and flippers?



# All About Polar Bears!

Polar bears are the largest bears on Earth.

A polar bear hunts for seals by waiting on them to pop up for air.

They live in cold, snowy parts of Canada and the USA.

# Change the Tense

To use past and present tenses correctly in my writing.




1. Complete the table with the missing verbs.

Simple Past Tense	Simple Present Tense (for I, you, we or they)
played	play
talked	
	swim
saw	
drank	

2. Change these sentences so that they are written in the simple past tense.  
The first one has been done for you.

- John watches the football on TV.  
John **watched** football on TV.
- He walks to school.  
He \_\_\_\_\_ to school.
- Layla paddles in the sea.  
Layla \_\_\_\_\_ in the sea.
- Uri cooks for all the family.  
Uri \_\_\_\_\_ for all the family.

Friday



## Information Report – Polar Bears

Write down your fact sentences under each heading. Try to write 2 sentences for each.

Classification – What is it?

Appearance – What does it look like?

Habitat – Where does it live?

Diet – What does it eat?

Fun Facts



Name: \_\_\_\_\_

## W10 Spelling Words & 3D Words

S H A R E M W C O N E I S G R Z D Z  
G R Q H C F V P Y H I Y T R E S A S  
M K I Q Z U L C Y L T X A C M F R Q  
G O L O T B B A C R I G R U B Z E U  
T R P K E D A E R C A N E R W X B A  
X B C H U S Q R R E M M D V C E C R  
F N N K V E R T E X M Q I E M H A E  
E S U R F A C E F T T L Y D R A R H  
D Y F A C E E A A H H R S P A R E F  
G O N L J Q X P R I S M N K N E B U  
E F X I E O N U E I S C A R E C A G  
V U X N G G Q O Z H D O N X Y V G W

Find the following words in the puzzle.

Words are hidden → ↓ and ↘ .

BARE

CARE

CONE

CUBE

CURVED

CYLINDER

DARE

EDGE

FACE

FARE

FLARE

HARE

PRISM

PYRAMID

SCARE

SHARE

SPARE

SQUARE

STARE

SURFACE

VERTEX

# what's fit activity for kids your name!

SPELL OUT YOUR FULL NAME AND COMPLETE THE ACTIVITY LISTED FOR EACH LETTER. FOR A GREATER CHALLENGE INCLUDE YOUR MIDDLE NAME & DO EACH ONE TWICE! FOR VARIETY YOU CAN USE A FAVORITE CHARACTER'S NAME OR A FAMILY MEMBER'S NAME.

- |   |  |
|---|--|
| <b>A</b> jump up & down 10 times                      | <b>N</b> pick up a ball without using your hands                   |
| <b>B</b> spin around in a circle 5 times              | <b>O</b> walk backwards 50 steps and skip back                     |
| <b>C</b> hop on one foot 5 times                      | <b>P</b> walk sideways 20 steps and hop back                       |
| <b>D</b> run to the nearest door and run back         | <b>Q</b> crawl like a crab for a count of 10                       |
| <b>E</b> walk like a bear for a count of 5            | <b>R</b> walk like a bear for a count of 5                         |
| <b>F</b> do 3 cartwheels                              | <b>S</b> bend down and touch your toes 20 times                    |
| <b>G</b> do 10 jumping jacks                          | <b>T</b> pretend to pedal a bike with your hands for a count of 17 |
| <b>H</b> hop like a frog 8 times                      | <b>U</b> roll a ball using only your head                          |
| <b>I</b> balance on your left foot for a count of 10  | <b>V</b> flap your arms like a bird 25 times                       |
| <b>J</b> balance on your right foot for a count of 10 | <b>W</b> pretend to ride a horse for a count of 15                 |
| <b>K</b> march like a toy soldier for a count of 12   | <b>X</b> try and touch the clouds for a count of 15                |
| <b>L</b> pretend to jump rope for a count of 20       | <b>Y</b> walk on your knees for a count of 10                      |
| <b>M</b> do 3 somersaults                             | <b>Z</b> do 10 push-ups  |

# How to Draw a Polar Bear

