

Plattsburg Public School




































Learning from Home

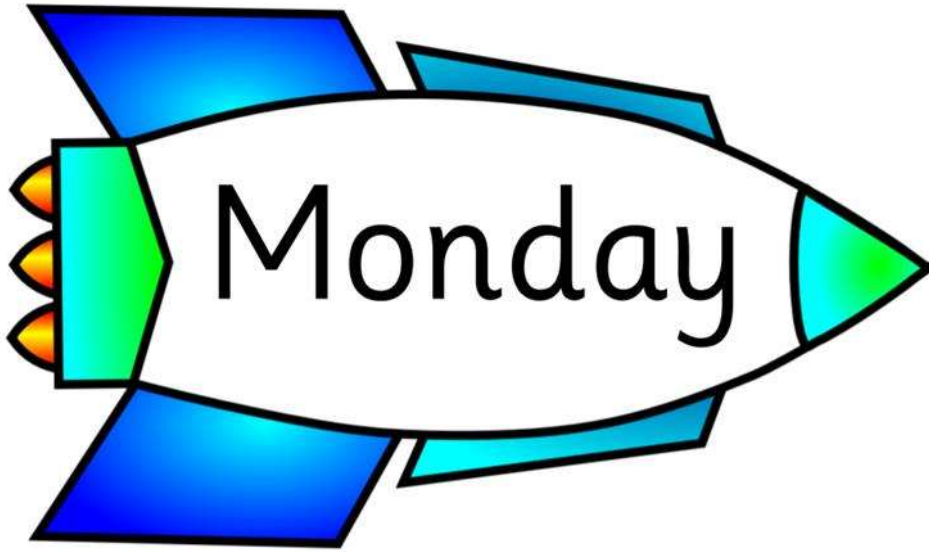
Year 4  
Group 3  
LITERACY



# Fitness Grid

Pick up to 6 activities to complete during your day.

 8 high knee lifts	 10 squats	 12 side to side jumps	 8 step touches	 10 squats	 12 side to side jumps
 10 backwards forwards jumps	Free Choice	 4 heel touches	 10 backwards forwards jumps	Free Choice	 2 grape vines
 Hop on one leg for 30 seconds	 Easy walk on the spot for 30 seconds	 Shuffle on the spot for 30 seconds	 Hop on one leg for 30 seconds	 Easy walk on the spot for 30 seconds	 15 second plank hold
 8 step touches	 4 left leg lunges	 4 right leg lunges	 Row on the spot for 30 seconds	 4 left leg lunges	 10 scissors
 March on the spot for 30 seconds	Free Choice	 2 grape vines	 March on the spot for 30 seconds	Free Choice	 12 star jumps
 Side to side step for 30 seconds	 5 power jumps	 15 second plank hold	 Side to side step for 30 seconds	 5 power jumps	 Sprint on the spot for 30 seconds
 March on the spot for 30 seconds	 12 star jumps	 Knee high jog on the spot for 30 seconds	Pick up to 6 exercises and complete these during your day ☺		



## SQUIGGLE TIME

5

Make a new picture, using the squiggles below:



Choose the right word

boot food room

Go to your \_\_\_\_\_.

My \_\_\_\_\_ is on my foot.

I love good \_\_\_\_\_.

Complete, read and match

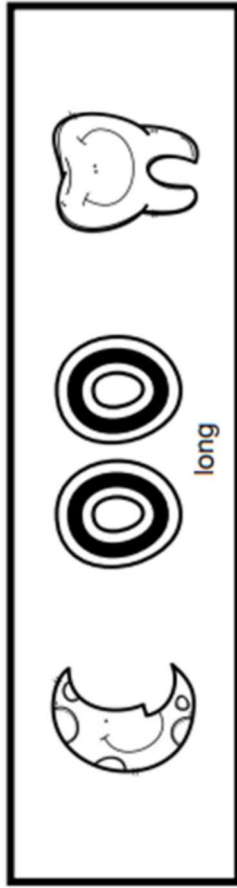
m\_n

b\_t

h\_p

t\_th

br\_m



Read, trace and draw

food

moon

boot

roof

spoon

tooth

Sound out

hoot

zoom

soon

mood

room

tooth

broom


Read the sentence

Look at the boot on the roof.



# The Zoo

My school took a trip to the zoo. My friends from another school came too! We got to give the elephants food. We got to give the giraffes food and pet the giraffes. They were so smooth. The zoo put me in a great mood. I hope my school can go back soon!



① Who took a trip to the zoo?

\_\_\_\_\_

.....

② What animals did they feed?

\_\_\_\_\_

.....

③ How did the author feel after going to the zoo?

\_\_\_\_\_

.....

**What would you do if you  
had a pet dragon?**



---

---

---

---

---

---

---

---

---

---


---



---

---

---

---







# Nouns or Verbs?

Name: \_\_\_\_\_



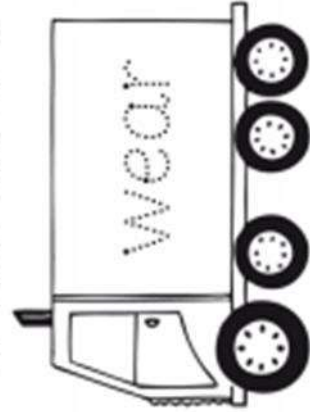
blue

noun

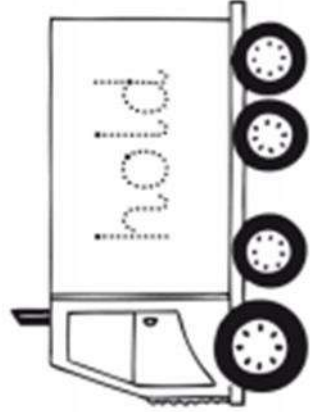


red

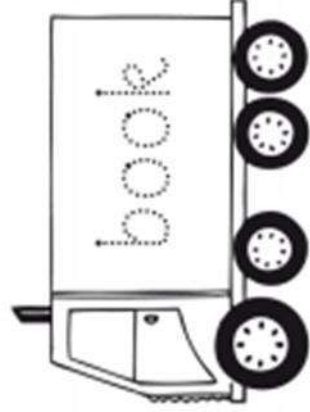
verb




wear



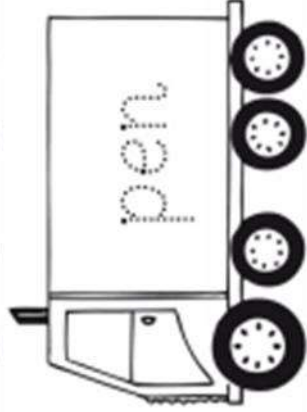
hold




book



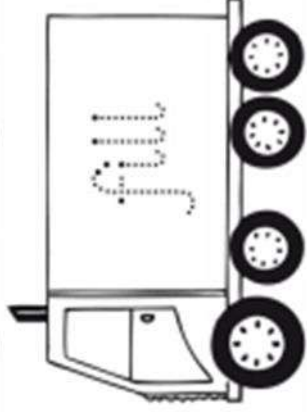
give



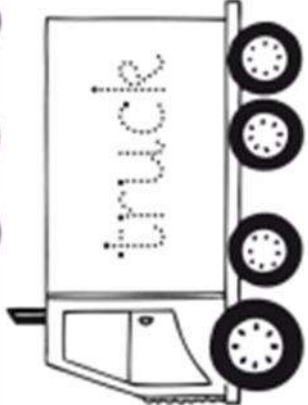
pen




car



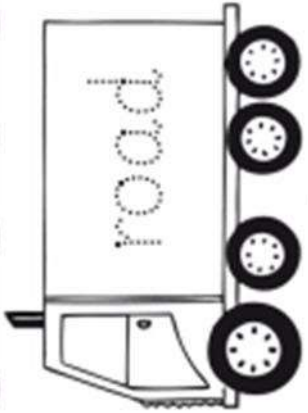
fill




truck




go




road



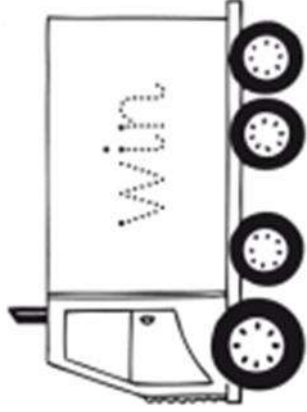
send



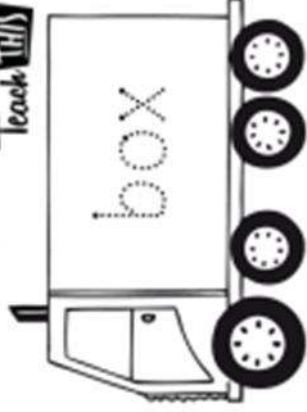
speak



bus



win



box

Teach THIS

# Compound word match

Teach **THIS**

Fill in the correct word to create the compound word.

eye fish fly sun bird shell moon

gold

+

=



+

light

=



+

flower

=



egg

+

=



+

cage

=



butter

+

=




+

ball

=







p p p

P P P

Pp Pp Pp

put

pull

pick





# SQUIGGLE TIME

6

Make a new picture, using the squiggles below:





car



Read, trace and draw

car

jar

star

arm

shark

scarf

Sound out

far

jar

dark

mark

park

spark

shark

Read the sentence

I can see a spark in the dark.

Choose the right word

bark hard start

Can you \_\_\_\_\_ the car?

A dog can \_\_\_\_\_

This is too \_\_\_\_\_!

Complete, read and match

st\_\_\_\_\_

j\_\_\_\_\_

f\_\_\_\_\_m

sh\_\_\_\_\_k


c\_\_\_\_\_



ar

Name: \_\_\_\_\_

## The Farm



We went to visit the farm.

We spent a long time in the car

because the farm was far away. We started our visit by looking at the barn. There were so many animals in the barn. Next, we played in the yard. It was as big as a park! Then, we learned how to take care of the animals. We felt so smart

after our visit to the farm!



① What was the first thing they looked at?

\_\_\_\_\_

.....

\_\_\_\_\_

② How big was the yard?

\_\_\_\_\_

.....

\_\_\_\_\_

③ Why do you think they felt smart?


\_\_\_\_\_


.....

\_\_\_\_\_








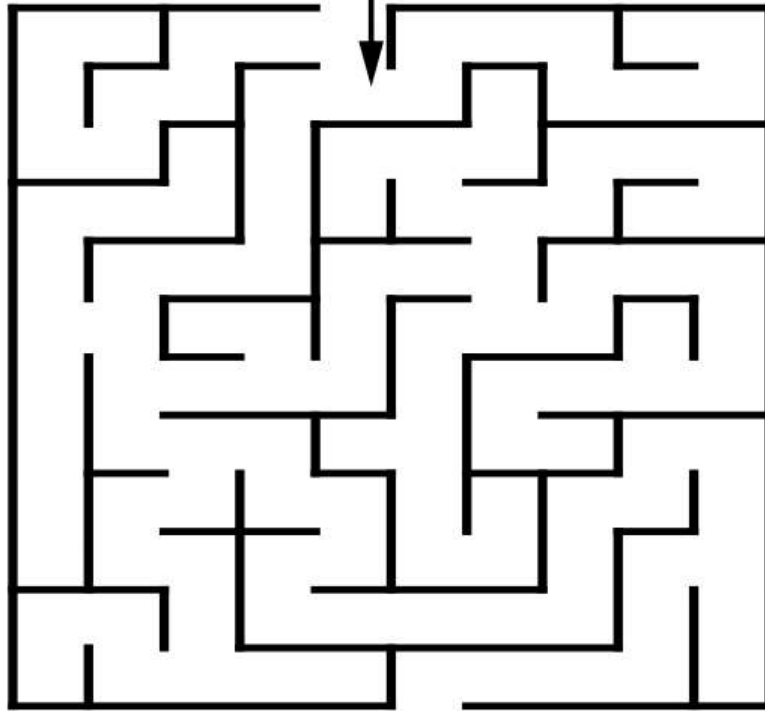


# Lost in the Woods

Dad got lost on the way back from his hike. Help him find his way back to camp.



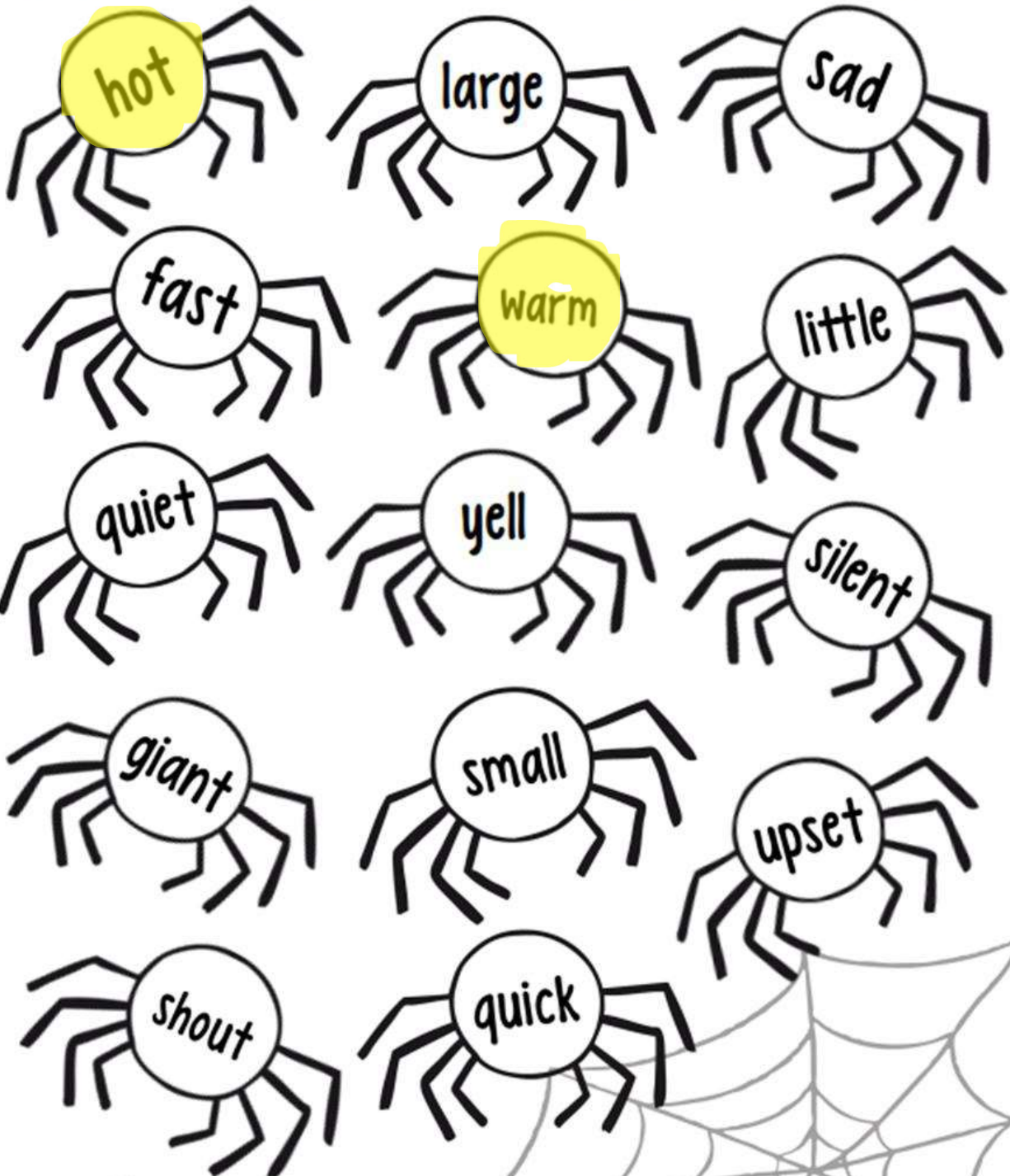
Teach **THIS**



**Synonyms** – words that have the same, or nearly the same meaning, as another word.

# Synonyms Match

Use the same colour to match the spiders that are synonyms.



Teach **TEKS**

**Antonyms** – words that mean the opposite to each other.



# Antonyms Match

Use the same colour to match the stars that are antonyms.

whisper

cold

quick

large

small

hard

quiet

hot

slow

happy

under

over

loud

yell

soft

sad

## Grammar- We are learning to use adjectives to describe Teddy

Some adjectives have already been used to describe Teddy.

Write more adjectives to describe Teddy on the lines.

Use your senses to help you.



chocolate

fluffy

clean

quiet

calm

brown

friendly



## Writing- We are learning to write describing sentences about Teddy

- Adjectives

- Sentences



Teddy is a brown fluffy toy. He is clean and quiet. Teddy is calm and tastes like chocolate!

Write sentences about Teddy. Use the adjectives you wrote on the lines.

---

---

---

---

---

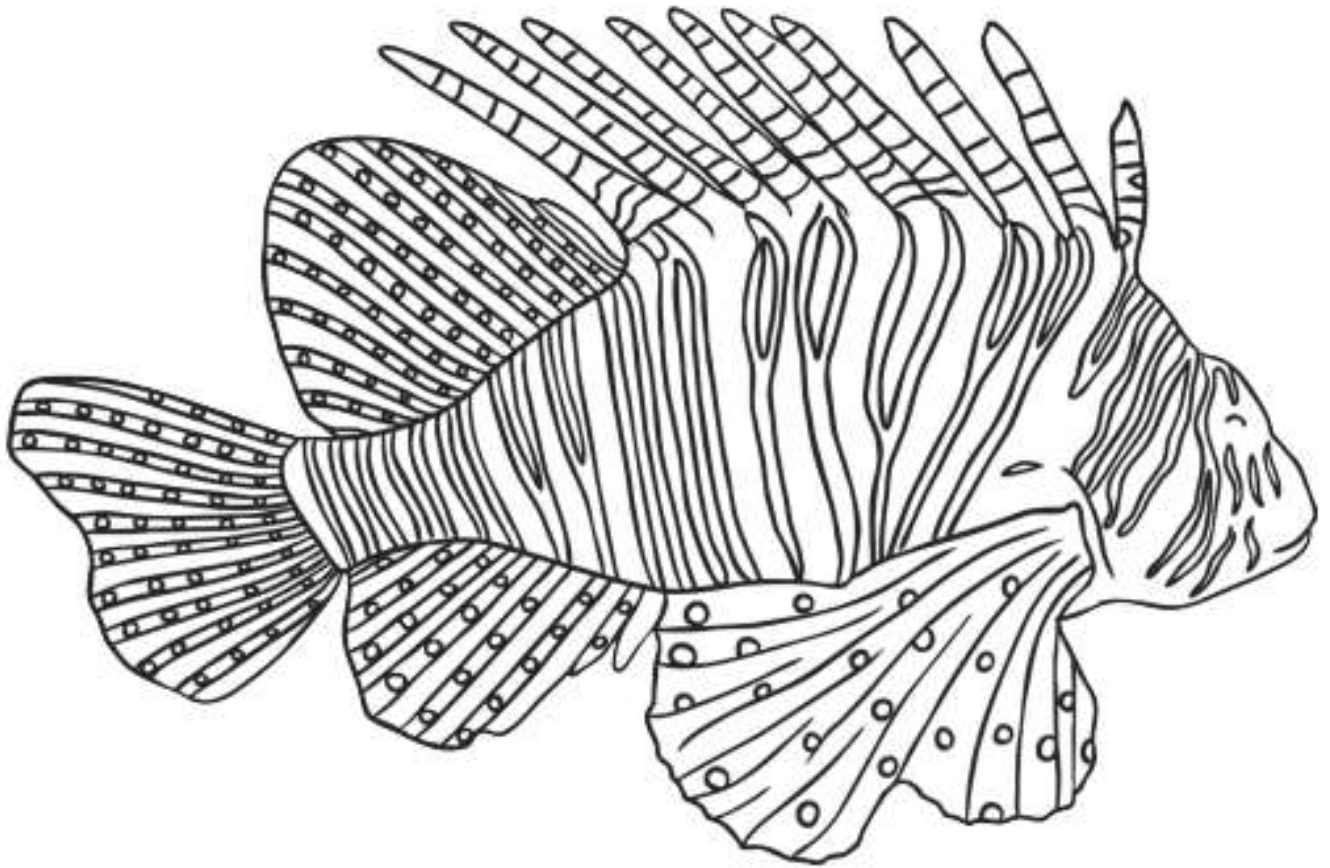
---

---

---

---

---



llll

llll


llll

like

little



look





# Bee Behaving Badly

Benjamin Bee is frustrated, because he can not find his way out of the hive.  
Help him out before he says something he will regret.







er



Read, trace and draw

fern	herb
ladder	river
butter	sister

Sound out

herd  
fern  
term  
Perth  
herb  
river  
jumper

Read the sentence

See the fern in the river.

Choose the right word

her ladder river

Go up the \_\_\_\_\_

The boat is on the \_\_\_\_\_

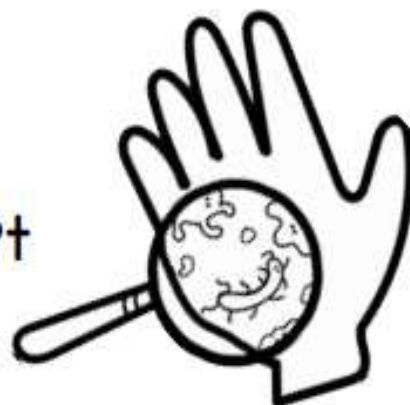
Here is \_\_\_\_\_ doll.

Complete, read and match

f \_ n      jump \_      ladd \_      butt \_      riv \_

# Germs

Germs are everywhere! You can't see them. They are on your hands.



If you touch walls, they are there. If you serve food, they are there. Do you want to get rid of germs? You need to wash your hands with soap.

We use hand sanitizer. We like to say, "One pump per person!" Goodbye germs!



① Where are germs?

---

---

---

② What is one way to get rid of germs?

---

---

---


③ What can you say while getting hand sanitizer?

---

---

---







# Speaking and listening

Play a game of **I Spy** with a family member by **DESCRIBING** the things you can see eg. "I spy with my little eye, something that is big, red, and people drive to put out fires".

