

# Plattsburg Public School

Learning from Home  
Literacy – Week 6



KC Watermelons



Monday

13th September 2021

Draw a picture using the shapes below.





## Comprehension

Look at the picture.

Circle the right answer for each of the questions.

# MAKING INFERENCES

What can we infer from this photo?

The group are on the beach.

The group are at the park.

1.

The fire is small.

The fire is huge.

2.

The people are enjoying watching the sunset.

The people are enjoying being in the sun.

3.




**PUNCTUATION- FULL STOPS**

**PUNCTUATION- QUESTION MARKS**

**PUNCTUATION- EXCLAMATION MARKS**

When a sentence is a **STATEMENT**, it ends with a full stop.  
e.g. I like apples.



When a sentence is a **QUESTION**, it ends with a question mark.  
e.g. Do you like dogs?



When a sentence is an **EXCLAMATION**, it ends with an exclamation mark.  
It can show that someone feeling emotions like anger, excitement or fear.  
e.g. It is my birthday tomorrow!



# Punctuation Marks

Read the sentence. Fill in the missing punctuation mark.



1. My friend is at school
2. What is your favorite color
3. Where is my cup
4. Stop hitting me
5. Jack is my brother
6. Wow, it is so hot outside
7. My shirt is blue
8. You did a great job
9. What can we do today
10. The flowers are red and yellow

## Phonics

Cut these out and use them as flashcards. Have someone hide something small (like a counter or a coin) under a sound card. Say a sound, lift up the sound card and check to see if the object is under there. If not, put the sound card down and try again. When you find it, and say the sound correctly, you get to keep that sound card.

s	a	t	p
i	n	m	d
g	o	c	k
ck	ar	e	u
r	b	h	l
j	v	w	x
y	z	sh	th

Sound out each picture and write down the sounds you can hear next to the picture.



[www.thisreadingmama.com](http://www.thisreadingmama.com)



# Kindergarten Sight Words

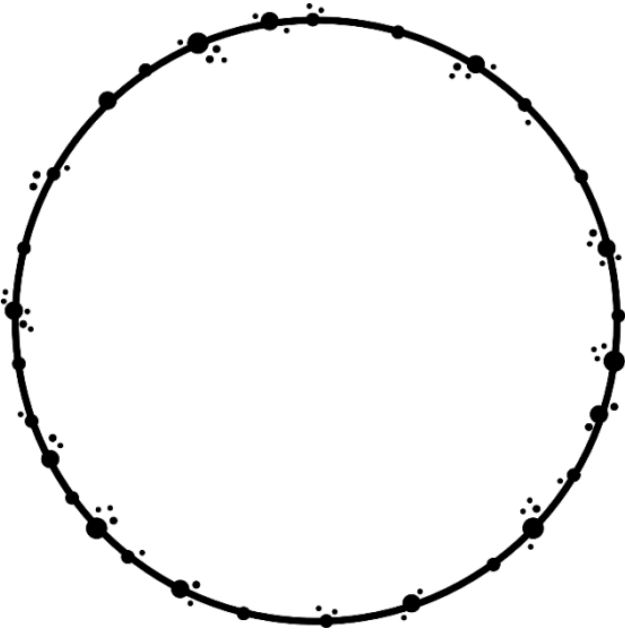
Please practise reading these sight words with your child. Place a tick ✓ next to the word your child reads correctly.

List 1	List 2	List 3	List 4	List 5	List 6	List 7	List 8	List 9	List 10
I	you	boy	do	have	here	be	or	your	there
the	big	he	it	play	are	from	was	down	when
mum	little	she	this	look	of	yes	see	sit	why
dad	am	we	my	come	out	go	him	day	some
a	to	can	with	if	like	no	up	did	by
me	is	girl	his	not	on	old	will	get	an
in	and	that	at	said	they	all	her	what	but





Title of Book: \_\_\_\_\_



One character  
in my story is

\_\_\_\_\_  
-----  
\_\_\_\_\_


This character  
has \_\_\_\_\_

\_\_\_\_\_  
-----  
\_\_\_\_\_

Character's name:

\_\_\_\_\_

Title of Book: \_\_\_\_\_



Something I saw  
in the setting:


One setting of  
the story is

\_\_\_\_\_  
-----  
\_\_\_\_\_

One thing I see  
in the setting

\_\_\_\_\_  
-----  
\_\_\_\_\_  
-----  
\_\_\_\_\_

## Writing



Notes to remember:

- My letters sit on the line.
- My lower case letters are the same height.
- My upper case letters touch the top of the line.
- I start the letter at the right point.
- I use finger spaces between each new letter or new word.

Say the sound: p for pig.

Now copy the letters and words into your handwriting book.

p p p

P P P

Pp Pp Pp

put

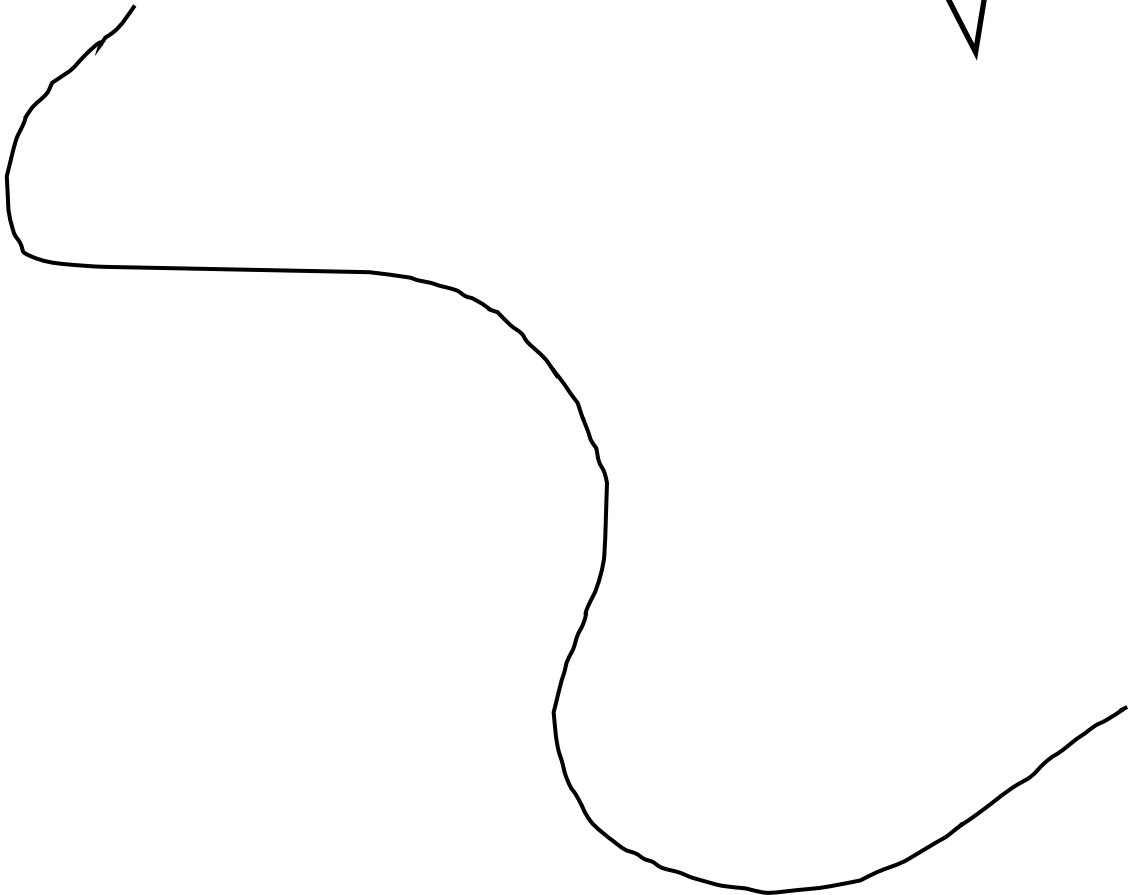

pull

pick

Tuesday

14th September 2021

Draw a picture using the shapes below.





# Comprehension

Look at the picture.

Circle the right answer for each of the questions.

# MAKING INFERENCES

What can we infer from this photo?



It is a birthday party.

It is a wedding.

The man has black shoes on.

The man has brown shoes on.

The woman is holding pink flowers.

The woman is holding white flowers.

1.

2.

3.

**PUNCTUATION- FULL STOPS PUNCTUATION- QUESTION MARKS PUNCTUATION- EXCLAMATION MARKS**

When a sentence is a **STATEMENT**, it ends with a full stop.  
e.g. I like apples.



When a sentence is a **QUESTION**, it ends with a question mark.  
e.g. Do you like dogs?



When a sentence is an **EXCLAMATION**, it ends with an exclamation mark. It can show that someone feeling emotions like anger, excitement or fear.  
e.g. It is my birthday tomorrow!



Read each line and color or dab the correct punctuation mark.


Can you go	<input type="radio"/>	<input type="radio"/>	<input type="radio"/>
This is a fat dog	<input type="radio"/>	<input type="radio"/>	<input type="radio"/>
Is the sun big	<input type="radio"/>	<input type="radio"/>	<input type="radio"/>
No, stop that	<input type="radio"/>	<input type="radio"/>	<input type="radio"/>
Did you like him	<input type="radio"/>	<input type="radio"/>	<input type="radio"/>
I can see the red hat	<input type="radio"/>	<input type="radio"/>	<input type="radio"/>
Look at him	<input type="radio"/>	<input type="radio"/>	<input type="radio"/>
My mom had a box	<input type="radio"/>	<input type="radio"/>	<input type="radio"/>


# Phonics


Practise these sounds every day.





ai  rainbow


ay  hay


ar  car

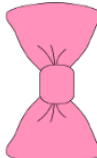
ea  leaf

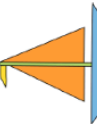
ee  bee


er  teacher


ir  bird


ur  nurse


ow  bow


oa  boat


oo  moon


oo  book


or  horse

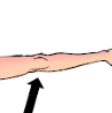
ou  mouse


ow  cow


ue  blue


ch  cheese


ck  duck


kn  knee


ng  ring

qu  queen


sh  shell


th  thumb


th  teeth


ee  tree

ie  pie

wh  whale

oi  coin

oy  toy

ew  screw

aw  claw

air  hair

ss  dress



**ad**  
family

Name: \_\_\_\_\_

bad  
●

pad  
●


mad  
●

Dad  
●

sad  
●

## Bad Dog

Bad dog! The dog got  
the pad. She is mad. Dad



is sad. No, dog, no! Do not get the pad.



1. The \_\_\_ got the pad.

dog

she

Dad

2. Dad is \_\_\_\_.


sad

mad

bad

## Writing

Using the words in the word bank to help you, write at least two interesting sentences about the picture



park slide hoop  
skip see-saw  
play bars went  
upside down

---

---

---


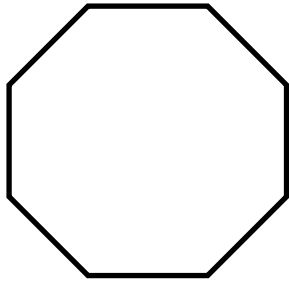
---

---

Wednesday

15th September 2021

Draw a picture using the shapes below.





# Comprehension

Look at the picture.

Circle the right answer for each of the questions.

# MAKING INFERENCES

What can we infer from this photo?

1. The girl has a headband on.  
The girl has a clip in her hair.

2. The girl is happy.  
The girl is sad.

3. The girl is crouching down.  
The girl is sitting down.




**PUNCTUATION- FULL STOPS**

**PUNCTUATION- QUESTION MARKS**

**PUNCTUATION- EXCLAMATION MARKS**

When a sentence is a STATEMENT, it ends with a full stop.  
e.g. I like apples.



When a sentence is a QUESTION, it ends with a question mark.  
e.g. Do you like dogs?



When a sentence is an exclamation, it ends with an exclamation mark.  
It can show that someone feeling emotions like anger, excitement or fear.  
e.g. It is my birthday tomorrow!



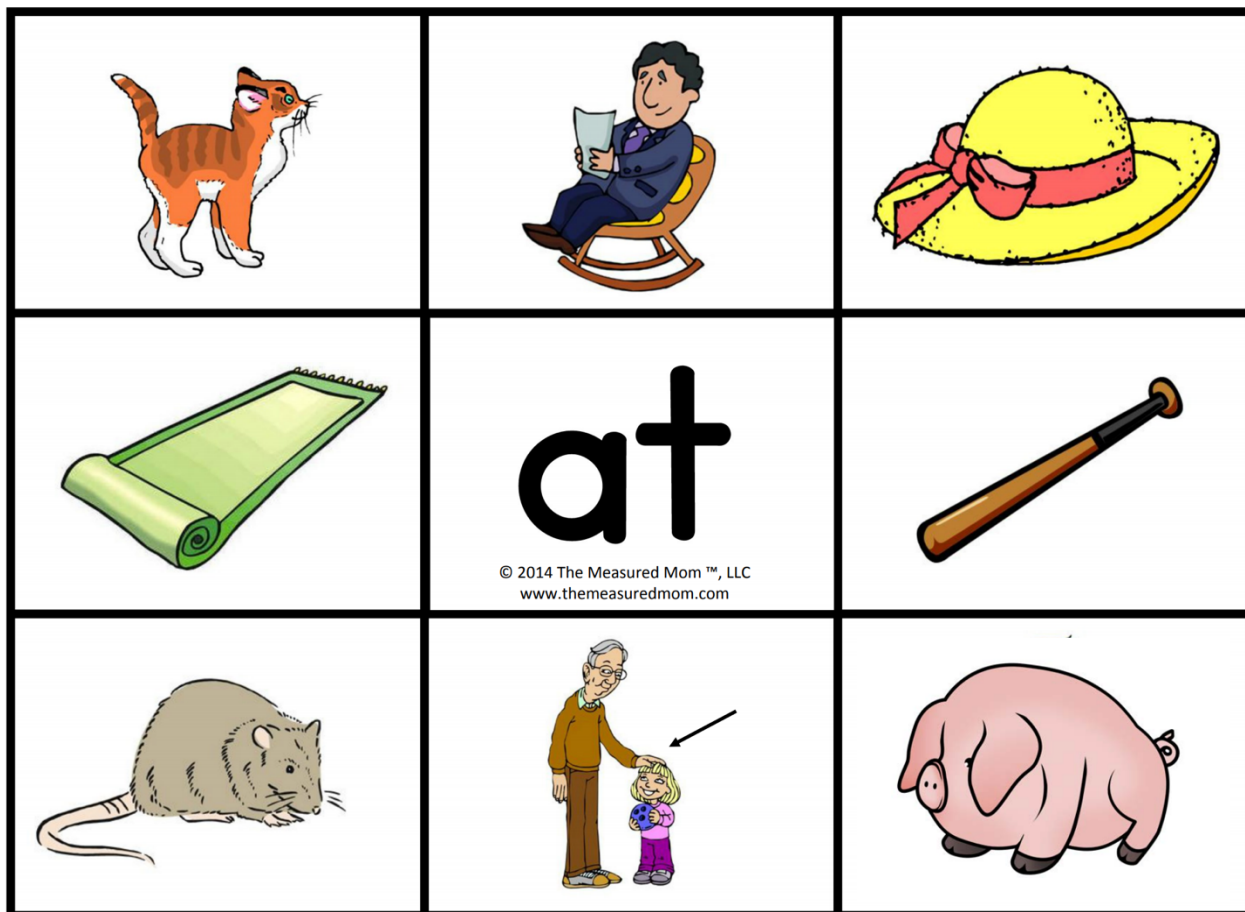
# Punctuation Marks

Read the sentence. Fill in the missing punctuation mark.

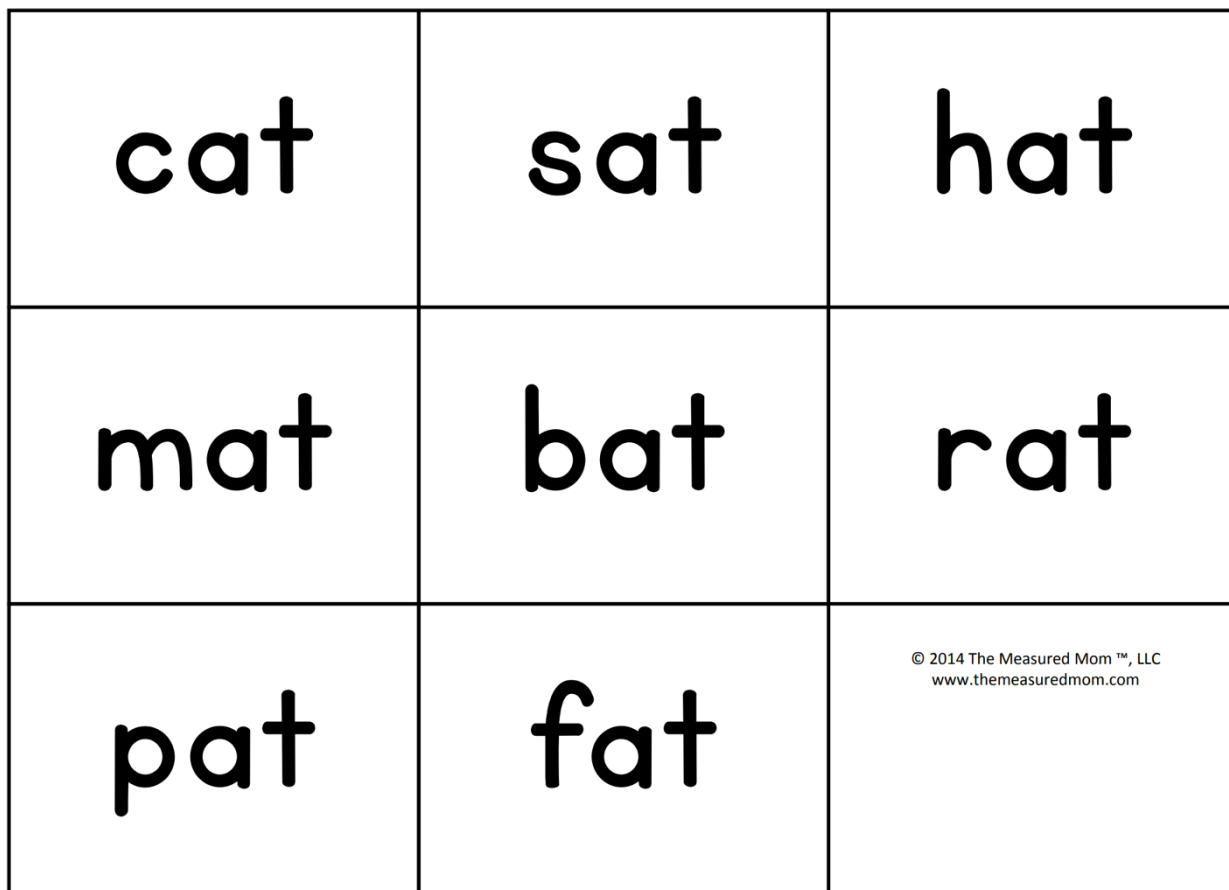
1. Are you feeling ok
2. My dog is black and white
3. Watch out
4. Can you come over to my house
5. What will we eat for lunch
6. He is taking a nap
7. Look at the beautiful rainbow
8. It is rainy and cold
9. Do you want to swim
10. I am brushing my teeth




# Phonics



Cut out these cards and place them on top of the matching pictures above.



CRACK THE CODE



©www.123homeschool4me.com

CRACK THE CODE



CRACK THE CODE



©www.123homeschool4me.com

CRACK THE CODE




©www.123homeschool4me.com

CRACK THE CODE



©www.123homeschool4me.com

CRACK THE CODE



©www.123homeschool4me.com

CRACK THE CODE



©www.123homeschool4me.com

CRACK THE CODE



©www.123homeschool4me.com

# Reading Response

**Title:** \_\_\_\_\_

**Author:** \_\_\_\_\_

*Did you like this book? Colour one:*



*Draw your favourite part below.*



## Writing



Notes to remember:

- My letters sit on the line.
- My lower case letters are the same height.
- My upper case letters touch the top of the line.
- I start the letter at the right point.
- I use finger spaces between each new letter or new word.

Say the sound: q for queen.

Now copy the letters and words into your handwriting book.

q q q

Q Q Q

Qq Qq Qq

queen

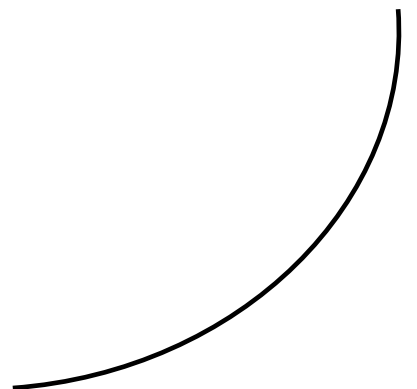
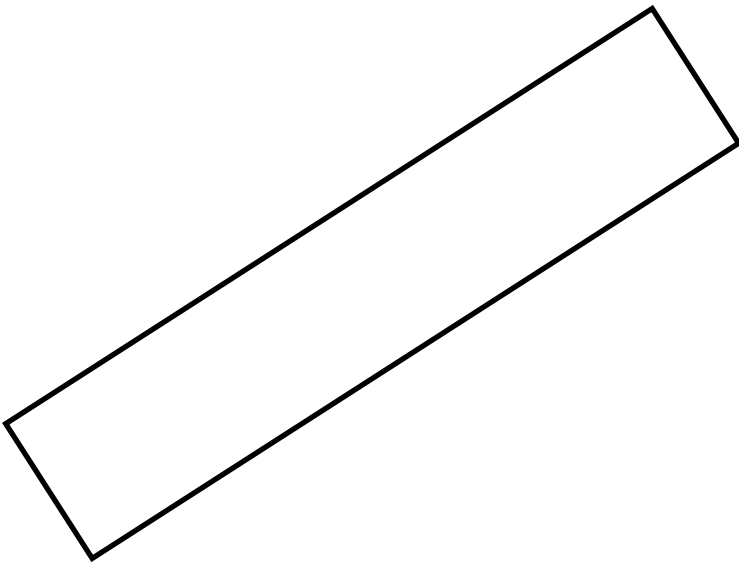
quick

quiet

Thursday

16th September 2021

Draw a picture using the shapes below.



## Comprehension

Look at the picture.

Circle the right answer for each of the questions.

# MAKING INFERENCES

What can we infer from this photo?



The man is checking the time.

1.

The man is checking his hand.

The man is wearing a school uniform.

2.

The man is wearing a business suit.

The man is waiting for his meeting to start.

3.

The man is waiting for a coffee.

**PUNCTUATION- FULL STOPS PUNCTUATION- QUESTION MARKS PUNCTUATION- EXCLAMATION MARKS**

When a sentence is a **STATEMENT**, it ends with a full stop.  
e.g. I like apples.



When a sentence is a **QUESTION**, it ends with a question mark.  
e.g. Do you like dogs?




When a sentence is an **EXCLAMATION**, it ends with an exclamation mark. It can show that someone feeling emotions like anger, excitement or fear.  
e.g. It is my birthday tomorrow!



Read each line and color or dab the correct punctuation mark.



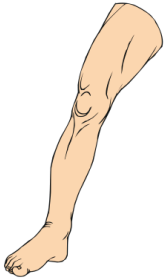
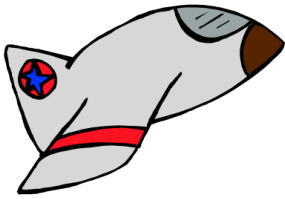
Is this a rat	<input type="radio"/>	<input type="radio"/>	<input type="radio"/>
The cat is big	<input type="radio"/>	<input type="radio"/>	<input type="radio"/>
He can get it	<input type="radio"/>	<input type="radio"/>	<input type="radio"/>
Look at this	<input type="radio"/>	<input type="radio"/>	<input type="radio"/>
Did she go	<input type="radio"/>	<input type="radio"/>	<input type="radio"/>
You can run to it	<input type="radio"/>	<input type="radio"/>	<input type="radio"/>
Can you see the fox	<input type="radio"/>	<input type="radio"/>	<input type="radio"/>
No, not that	<input type="radio"/>	<input type="radio"/>	<input type="radio"/>

# Phonics





[www.thisreadingmama.com](http://www.thisreadingmama.com)

10







### Pat and Pam

Pat. Pat the pig. Pam. Pam the pig. Pat and Pam see a hill. Pat and Pam ran. Pat and Pam ran on the hill. Pat and Pam ran on the tip-top of the hill. Go Pat! Go Pam! Go Pat and Pam! Go! Go! Go!

Answer Each Question Below:






1. Pat and Pam are .....
2. Pat and Pam see a .....
3. Pat and Pam ran to the ..... of the hill.

How long did it take you to read the passages each day?

- Mon:.....
- Tues:.....
- Wed:.....
- Thurs:.....
- Fri:.....

# What Do You Do in the Spring?

Write to tell about what you like to do in the Spring.

 gardening	 playground	 bike ride	 read	 insects
--	---	--	---	--

*In the Spring I like to*

---

---

---

---

---

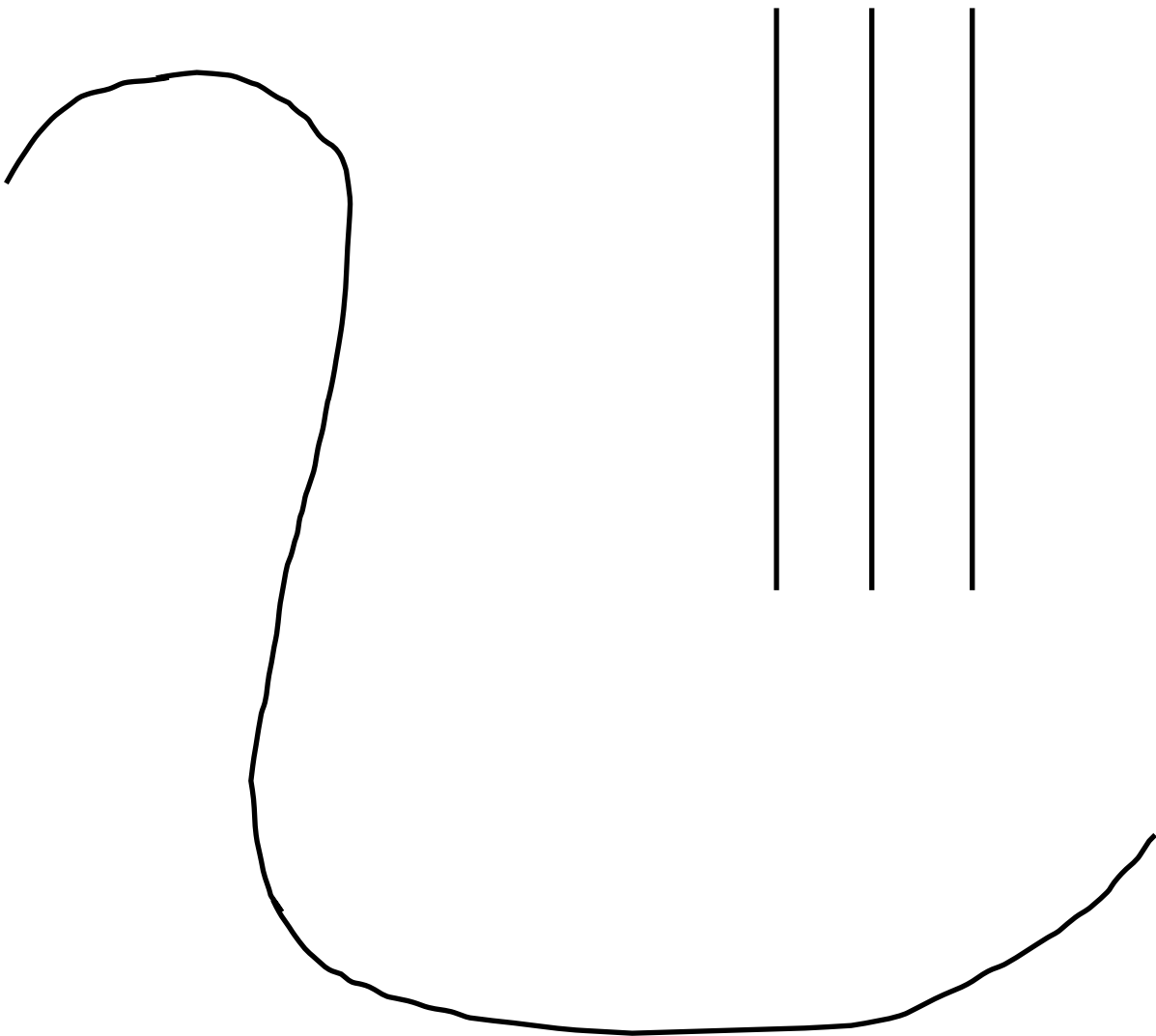
---

Name:

Friday

17th September 2021

Draw a picture using the shapes below.



## Comprehension

Look at the picture.

Circle the right answer for each of the questions.

# MAKING INFERENCES

What can we infer from this photo?



The room is full of washing machines.

The room is full of

The girl is stuck in there.

The girl is looking for her washing.

It is busy where she is.

It is quiet where she is.

1.


2.

3.



**PUNCTUATION- FULL STOPS PUNCTUATION- QUESTION MARKS PUNCTUATION- EXCLAMATION MARKS**

When a sentence is a **STATEMENT**, it ends with a full stop.  
e.g. I like apples.



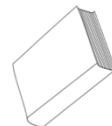
When a sentence is a **QUESTION**, it ends with a question mark.  
e.g. Do you like dogs?



When a sentence is an **EXCLAMATION**, it ends with an exclamation mark.  
It can show that someone feeling emotions like anger, excitement or fear.  
e.g. It is my birthday tomorrow!



Statement	Question	Exclamation
<p>He ran around the park.</p> <p>What is your favorite sport?</p> <p>She likes to paint pictures.</p>	<p>We won the game!</p> <p>The dog and cat are nice.</p> <p>When does the party start?</p>	<p>Do you like cookies or cake?</p> <p>My friend is coming over today!</p> <p>Today is my birthday!</p>






©Meghan Stable

# Phonics




CRACK THE CODE

		
<input type="text"/>	<input type="text"/>	<input type="text"/>

CRACK THE CODE

		
<input type="text"/>	<input type="text"/>	<input type="text"/>


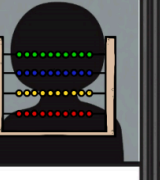

CRACK THE CODE

		
<input type="text"/>	<input type="text"/>	<input type="text"/>




CRACK THE CODE

		
<input type="text"/>	<input type="text"/>	<input type="text"/>

CRACK THE CODE

		
<input type="text"/>	<input type="text"/>	<input type="text"/>


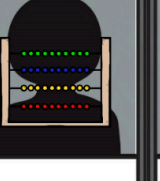

CRACK THE CODE


		
<input type="text"/>	<input type="text"/>	<input type="text"/>

CRACK THE CODE

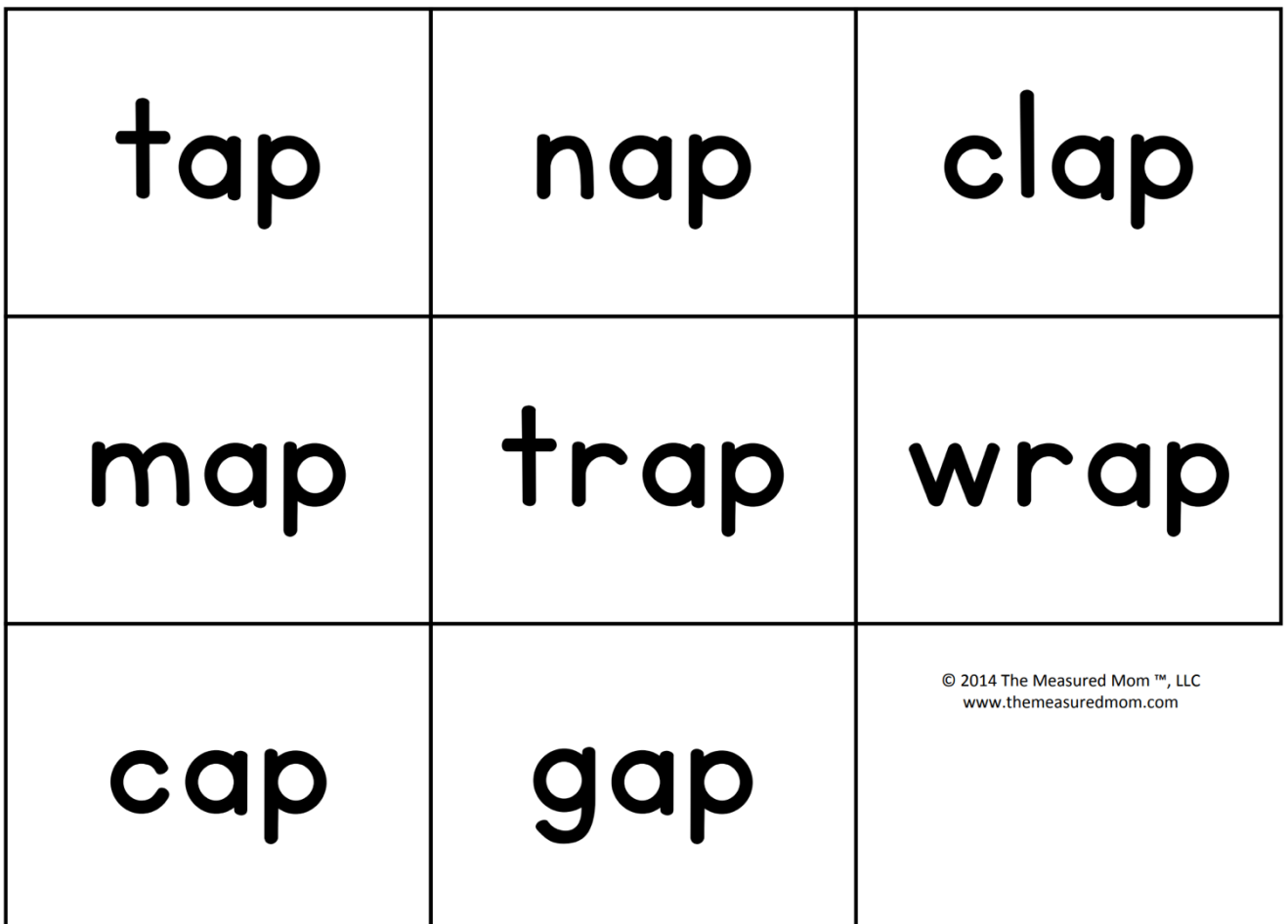
		
<input type="text"/>	<input type="text"/>	<input type="text"/>

CRACK THE CODE

		
<input type="text"/>	<input type="text"/>	<input type="text"/>



Cut out these cards and place them on top of the matching pictures above.






# Reading

Read a story at home. Draw pictures to show the characters, the setting and the beginning, middle and end of the story.

Name: \_\_\_\_\_

Title: \_\_\_\_\_



**Beginning**




**Middle**



**End**



# Writing



Notes to remember:

- My letters sit on the line.
- My lower case letters are the same height.
- My upper case letters touch the top of the line.
- I start the letter at the right point.
- I use finger spaces between each new letter or new word.

Say the sound: r for rocket.

Now copy the letters and words into your handwriting book.

r r r

R R R


Rr Rr Rr

run

red

rain

Using the words in the word bank to help you, write at least two interesting sentences about the picture.



farm corn milk

pigs farmer

chickens cow went

barn tractor

---

---

---

---

---