

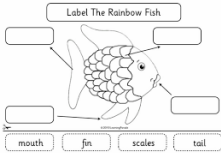


Literacy – Week One

Monday	Tuesday	Wednesday	Thursday	Friday
Online Learning				
<p>Practise writing your name in your scrap book.</p> <p>Watch Jolly Phonics and sing along: https://vimeo.com/106231366</p> <p>Get some catalogues from the supermarket. Cut or rip out the letters of your name and spell it out. Example:</p> 	<p>Practise writing your name in your scrap book.</p> <p>Watch Jolly Phonics and sing along: https://vimeo.com/106231366</p> <p>Read any book with an adult. * Questions:</p> <ol style="list-style-type: none"> Who was the main character? Draw what happened in the beginning, middle and the end. <p>Example:</p>  <p>Online Books: Note: Use any book you have or use a book online! Storyline Online: https://www.storylineonline.net/ Play School Story Time: https://www.youtube.com/playlist?list=PLNhKiphXqIW9vdLzwmURx2Db8-oPNYmxid</p>	<p>Practise writing your name in your scrap book.</p> <p>Watch Jolly Phonics and sing along: https://vimeo.com/106231366</p> <p>Read any book with an adult.</p> <p>Questions:</p> <ol style="list-style-type: none"> Who was your favourite character? Why were they your favourite character? <p>Task: * Draw a picture of your favourite character and label it.</p> <p>Example:</p>  <p>Suggested book reading: Read – Pig the Pug https://www.youtube.com/watch?v=YVOZXaTgBic Draw: https://www.youtube.com/watch?v=xQJAc52Adns Note: Use any book you have or use a book online!</p>	<p>Practise writing your name in your scrap book.</p> <p>Watch Jolly Phonics and sing along: https://vimeo.com/106231366</p> <p>Read any book with an adult.</p> <p>Question: Setting Where does this story take place?</p> <p>Example: Read – The Rainbow Fish https://www.youtube.com/watch?v=r9mryuEKkKc</p> <p>The Rainbow Fish is set in the ocean.</p> <p>* Task:</p> <ol style="list-style-type: none"> Draw a picture of where the story takes place. Write three words to describe the setting. <p>Word Examples: scary dark beautiful sunny</p>	<p>Practise writing your name in your scrap book.</p> <p>Watch Jolly Phonics and sing along: https://vimeo.com/106231366</p> <p>Read any book with an adult.</p> <p>Questions:</p> <ol style="list-style-type: none"> What was your favourite part of the story? How did it make you feel? <p>Example: Read – Thelma the Unicorn https://www.youtube.com/watch?v=hkL5O17z52U</p> <p>My favourite part of Thelma the Unicorn is when she goes home to her best friend Ottis.</p> <p>It made me feel really happy that she chooses to be with her friends instead of being a famous star.</p> <p>Task: * Draw your favourite part of the story. Write a sentence about your picture.</p>

<p>Practise writing 3 sight words.</p> <p><i>with</i> <i>his</i> <i>at</i></p> <p>Note: Same words all week!</p> <p>Write 1 sight word into a sentence. Make sure it's a different word each day.</p> <p>Example: I can see his blue hat.</p> <p>Websites for the week:</p> <p>Alphablocks: https://www.youtube.com/watch?v=Y3jF8bQCIGQ</p> <p>https://www.youtube.com/watch?v=ix0gbabEKcl</p> <p>https://www.youtube.com/watch?v=-pZQiqWdOc8</p> <p>Geraldine the Giraffe: https://www.youtube.com/watch?v=sUmUpf-JNoU</p> <p>https://www.youtube.com/watch?v=KtNWFUVgaRk</p> <p>https://www.youtube.com/watch?v=EmlzzMTqBxo</p>	<p>Practise writing your 3 sight words.</p> <p>Note: You can do this with a pencil, or water on a paint brush or on an etcher sketcher or with play dough.</p> <p>Write 1 sight word into a sentence. Make sure it's a different word each day.</p> <p>Example: The boy is with his mum.</p>	<p>Practise writing your 3 sight words.</p> <p>Note: You can do this with a pencil, or water on a paint brush or on an etcher sketcher or with play dough.</p> <p>Write 1 sight word into a sentence. Make sure it's a different word each day.</p> <p>Example: I am staying at home.</p>	<p>Practise writing your 3 sight words.</p> <p>Note: You can do this with a pencil, or water on a paint brush or on an etcher sketcher or with play dough.</p> <p>Write 2 sight words into a sentence.</p> <p>Example: The boy is with his sister.</p>	<p>Practise writing your 3 sight words.</p> <p>Note: You can do this with a pencil, or water on a paint brush or on an etcher sketcher or with play dough.</p> <p>Write 2 sight words into a sentence.</p> <p>Example: His mum and dad are at the shops.</p>
---	---	--	---	--

Non-Digital Learning

Practise writing your name in your scrap book.


Practise writing the letters

s, a, t

Say and try to write three words that start with s.

Get some catalogues from the supermarket. Cut or rip out the letters of your name and spell it out.

Example:



Practise writing your name in your scrap book.

Practise writing the letters

s, a, t

Say and try to write three words that start with a.

Read any book with an adult.

Questions:

1. Who was the main character?
2. Draw what happened in the beginning, middle and the end.

Example:



Practise writing your name in your scrap book.

Practise writing the letters

s, a, t

Say and try to write three words that start with t.

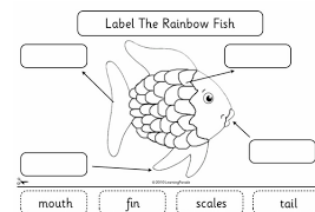
Read any book with an adult.

Questions:

3. Who was your favourite character?
4. Why were they your favourite character?

Task:

Draw a picture of your favourite character and label it.



Suggested book reading:
Read – Pig the Pug

Note: Use any book you have!

Practise writing your name in your scrap book.

Practise writing the letters

s, a, t

Find 3 words that start with s in a catalogue or magazine (Coles, Aldi, and Woolworths).

Read any book with an adult.

Question:

Setting

Where does this story take place?

Example:

Read – The Rainbow Fish

The Rainbow Fish is set in the ocean.

Task:

5. Draw a picture of where the story takes place.
6. Write three words to describe the setting.

Word Examples:

scary
dark
beautiful
sunny

Practise writing your name in your scrap book.

Practise writing the letters

s, a, t

Find 5 words that start with t in a catalogue or magazine (Coles, Aldi, and Woolworths).

Read any book with an adult.

Questions:

1. What was your favourite part of the story?
2. How did it make you feel?

Example:

Read – Thelma the Unicorn

My favourite part of Thelma the Unicorn is when she goes home to her best friend Ottis.

It made me feel really happy that she is happiest with her friends instead of being a famous star.

Task:

Draw your favourite part of the story.
Write a sentence about your picture.

<p>Practise writing 3 sight words.</p> <p><i>with</i> <i>his</i> <i>at</i></p> <p>Note: Same words all week!</p> <p>Write 1 sight word into a sentence. Make sure it's a different word each day.</p> <p>Example: I can see his blue hat.</p>	<p>Practise writing your 3 sight words.</p> <p>Note: You can do this with a pencil, or water on a paint brush or on an etcher sketcher or with play dough.</p> <p>Write 1 sight word into a sentence. Make sure it's a different word each day.</p> <p>Example: The boy is with his mum.</p>	<p>Practise writing your 3 sight words.</p> <p>Note: You can do this with a pencil, or water on a paint brush or on an etcher sketcher or with play dough.</p> <p>Write 1 sight word into a sentence. Make sure it's a different word each day.</p> <p>Example: I am staying at home.</p>	<p>Practise writing your 3 sight words.</p> <p>Note: You can do this with a pencil, or water on a paint brush or on an etcher sketcher or with play dough.</p> <p>Write 2 sight words into a sentence.</p> <p>Example: The boy is with his sister.</p>	<p>Practise writing your 3 sight words.</p> <p>Note: You can do this with a pencil, or water on a paint brush or on an etcher sketcher or with play dough.</p> <p>Write 2 sight words into a sentence.</p> <p>Example: His mum and dad are at the shops.</p>
--	---	--	---	--