




Literacy – Week One

Monday	Tuesday	Wednesday	Thursday	Friday
Online Learning				
<p style="text-align: center;">Activity 1</p> <p>Sound of the week – ph making a ‘f’ sound as in phone Geraldine Giraffe video https://www.youtube.com/watch?v=z1bseW0nI2k&spfreload=10 -Off you go around the house to see if you can find the same ph objects that Geraldine found. -Can you find any that Geraldine couldn’t find?</p>	<p style="text-align: center;">Activity 1</p> <p>Call a Relative Ring/Facetime/Skype an elderly relative. -Your job is to ask them their favourite childhood memory of your mum or dad. -Listen carefully because you will need to retell this story to an adult at home.</p> <hr/> <p style="text-align: center;">Activity 2</p> <p>Sound of the week – ph making a ‘f’ sound as in phone Geraldine Giraffe video https://www.youtube.com/watch?v=z1bseW0nI2k&spfreload=10</p> <p>Spelling bank photograph, elephant, telephone, graph, alphabet, dolphin, earphones, autograph, nephew, phone</p> <p>* Use pebbles, sultanas, pegs or sticks to create your spelling words.</p>	<p style="text-align: center;">Activity 1</p> <p>Sound of the week – ph making a ‘f’ sound as in phone Geraldine Giraffe video https://www.youtube.com/watch?v=z1bseW0nI2k&spfreload=10</p> <p>Spelling bank photograph, elephant, telephone, graph, alphabet, dolphin, earphones, autograph, nephew, phone</p> <p>* Write a silly sentence for each word.</p>	<p style="text-align: center;">Activity 1</p> <p>Call a Relative Ring/Facetime/Skype an elderly relative. -Your job is to ask them their favourite school memory. -Listen carefully because you will need to retell this story to an adult at home.</p> <hr/> <p style="text-align: center;">Activity 2</p> <p>Sound of the week – ph making a ‘f’ sound as in phone Geraldine Giraffe video https://www.youtube.com/watch?v=z1bseW0nI2k&spfreload=10</p> <p>Spelling bank photograph, elephant, telephone, graph, alphabet, dolphin, earphones, autograph, nephew, phone</p> <p>Write your words down. Can you go on a scavenger hunt to find the items in your list (hint: dolphin might be a stuffed toy or an image in a magazine)</p>	<p style="text-align: center;">Activity 1</p> <p>Sound of the week – ph making a ‘f’ sound as in phone Geraldine Giraffe video https://www.youtube.com/watch?v=z1bseW0nI2k&spfreload=10</p> <p>Spelling bank photograph, elephant, telephone, graph, alphabet, dolphin, earphones, autograph, nephew, phone</p> <p>* Draw a picture for each of your spelling words. Label the picture with the correct spelling word.</p>

<p style="text-align: center;"><u>Activity 2</u></p> <p>Read aloud! -Choose a book to read. -How did it sound? Good readers make their reading sound interesting. Go back and reread your favourite page making sure your voice is interesting. Hint- put on a character voice when you see speech marks “ ”</p> <p>Looking for Words! * Try to find 5 different words from your book that are:</p> <p>3 letter words: 4 letter words: 5 letter words: 6+ letter words: Find all the nouns (nouns are things, eg chair, pencil, table) Find all of the verbs (verbs are action words, eg jump, walk, sing, dance)</p>	<p style="text-align: center;"><u>Activity 3</u></p> <p>Read aloud! -Choose a book to read. -How did it sound? Good readers make their reading sound interesting. Go back and reread your favourite page making sure your voice is interesting. Hint- put on a character voice when you see speech marks “ ”</p> <p>Tell a family member- What is the main idea of the story? What is the purpose of the story? Is there a lesson to learn?</p>	<p style="text-align: center;"><u>Activity 2</u></p> <p>Read aloud! -Choose a book to read. -How did it sound? Good readers make their reading sound interesting. Go back and reread your favourite page making sure your voice is interesting. Hint- put on a character voice when you see speech marks “ ”</p> <p>* Write a review -Pretend you are a book reporter - Would you recommend this book to a friend? Why or why not? -What was your favourite part of the book?</p>	<p style="text-align: center;"><u>Activity 3</u></p> <p>Read aloud! -Choose a book to read. -How did it sound? Good readers make their reading sound interesting. Go back and reread your favourite page making sure your voice is interesting. Hint- put on a character voice when you see speech marks “ ”</p> <p>* Create an illustration for one page of your story (illustrations are the pictures).</p>	<p style="text-align: center;"><u>Activity 2</u></p> <p>Read aloud! -Choose a book to read. -How did it sound? Good readers make their reading sound interesting. Go back and reread your favourite page making sure your voice is interesting. Hint- put on a character voice when you see speech marks “ ”</p> <p>* Create a story board for your chosen book. What happened in the beginning, middle and end?</p>
<p style="text-align: center;"><u>Activity 3</u></p> <p>Writing * Use this picture to make up a story. Remember to brainstorm before you begin. Write three paragraphs using a beginning, middle and end. When you are finished check CUPS; Capital letters Understanding- does it make sense? Punctuation- full stops, question marks, commas, speech marks Spelling</p>	<p style="text-align: center;"><u>Activity 4</u></p> <p>Grammar * Practice making compound sentences. Compound sentences are two simple sentences joined together with a joining word (for, and, nor, but, or, yet, so) eg, <u>I like ice cream</u> and <u>I like apples.</u> <u>I want to play outside</u> but <u>it is raining.</u> Write out the joining words; and, but and so onto separate pieces of paper and pop into a hat.</p>	<p style="text-align: center;"><u>Activity 3</u></p> <p>Writing * Use this picture to make up a story. You can check pobble 365 for a different stimulus http://www.pobble365.com/ Remember to brainstorm before you begin. Write three paragraphs using a beginning, middle and end. When you are finished check CUPS; Capital letters Understanding- does it make sense?</p>	<p style="text-align: center;"><u>Activity 4</u></p> <p>Grammar * Create a poster that will help you remember the joining words; for, and, nor, but, or, yet, so. A good acronym to use is FANBOYS.</p>	<p style="text-align: center;"><u>Activity 3</u></p> <p>Writing * Use this picture to make up a story. You can check pobble 365 for a different stimulus http://www.pobble365.com/ Remember to brainstorm before you begin. Write three paragraphs using a beginning, middle and end. When you are finished check CUPS; Capital letters Understanding- does it make sense?</p>

	<p>Write 5 simple sentence (sentences with 1 idea). Randomly draw out a joining word and make the simple sentence a compound sentence using the joining word. Repeat until you have completed all sentences.</p>	<p>Punctuation- full stops, question marks, commas, speech marks Spelling</p> 		<p>Punctuation- full stops, question marks, commas, speech marks Spelling</p> 
<p>Non-Digital Learning</p>				
<p>Activity 1 Sound of the week – ph making a ‘f’ sound as in phone</p> <p>Sound out “ph”</p> <p>-Off you go around the house to see if you can find the some ph objects</p>	<p>Activity 1 Call a Relative Ring/Facetime/Skype an elderly relative. -Your job is to ask them their favourite childhood memory of your mum or dad. -Listen carefully because you will need to retell this story to an adult at home.</p>	<p>Activity 1 Sound of the week – ph making a ‘f’ sound as in phone</p> <p>Spelling bank photograph, elephant, telephone, graph, alphabet, dolphin, earphones, autograph, nephew, phone</p>	<p>Activity 1 Call a Relative Ring/Facetime/Skype an elderly relative. -Your job is to ask them their favourite school memory. -Listen carefully because you will need to retell this story to an adult at home.</p>	<p>Activity 1 Sound of the week – ph making a ‘f’ sound as in phone</p> <p>Spelling bank photograph, elephant, telephone, graph, alphabet, dolphin, earphones, autograph, nephew, phone</p>
	<p>Activity 2 Sound of the week – ph making a ‘f’ sound as in phone</p> <p>Spelling bank photograph, elephant, telephone, graph, alphabet, dolphin, earphones, autograph, nephew, phone</p> <p>* Use pebbles, sultanas, pegs or sticks to create your spelling words.</p>	<p>* Write a silly sentence for each word.</p>	<p>Activity 2 Sound of the week – ph making a ‘f’ sound as in phone</p> <p>Spelling bank photograph, elephant, telephone, graph, alphabet, dolphin, earphones, autograph, nephew, phone</p> <p>Write your words down. Can you go on a scavenger hunt to find the items in your list (hint: dolphin might be a stuffed toy or an image in a magazine)</p>	<p>* Draw a picture for each of your spelling words. Label the picture with the correct spelling word.</p>

<p style="text-align: center;"><u>Activity 2</u></p> <p>Read aloud! -Choose a book to read. -How did it sound? Good readers make their reading sound interesting. Go back and reread your favourite page making sure your voice is interesting. Hint- put on a character voice when you see speech marks “ ”</p> <p>Looking for Words! * Try to find 5 different words from your book that are:</p> <p>3 letter words: 4 letter words: 5 letter words: 6+ letter words: Find all the nouns (nouns are things, eg chair, pencil, table) Find all of the verbs (verbs are action words, eg jump, walk, sing, dance)</p>	<p>Read aloud! -Choose a book to read. -How did it sound? Good readers make their reading sound interesting. Go back and reread your favourite page making sure your voice is interesting. Hint- put on a character voice when you see speech marks “ ”</p> <p>Tell a family member- What is the main idea of the story? What is the purpose of the story? Is there a lesson to learn?</p>	<p style="text-align: center;"><u>Activity 2</u></p> <p>Read aloud! -Choose a book to read. -How did it sound? Good readers make their reading sound interesting. Go back and reread your favourite page making sure your voice is interesting. Hint- put on a character voice when you see speech marks “ ”</p> <p>* Write a review -Pretend you are a book reporter - Would you recommend this book to a friend? Why or why not? -What was your favourite part of the book?</p>	<p>Read aloud! -Choose a book to read. -How did it sound? Good readers make their reading sound interesting. Go back and reread your favourite page making sure your voice is interesting. Hint- put on a character voice when you see speech marks “ ”</p> <p>* Create an illustration for one page of your story (illustrations are the pictures)</p>	<p>Read aloud! -Choose a book to read. -How did it sound? Good readers make their reading sound interesting. Go back and reread your favourite page making sure your voice is interesting. Hint- put on a character voice when you see speech marks “ ”</p> <p>* Create a story board for your chosen book. What happened in the beginning, middle and end?</p>
<p>Writing * Use this picture to make up a story. Remember to brainstorm before you begin. Write three paragraphs using a beginning, middle and end. When you are finished check CUPS; Capital letters Understanding- does it make sense? Punctuation- full stops, question marks, commas, speech marks Spelling</p>	<p>Grammar * Practice making compound sentences. Compound sentences are two simple sentences joined together with a joining word (for, and, nor, but, or, yet, so) eg, <u>I like ice cream</u> and <u>I like apples.</u> <u>I want to play outside</u> but <u>it is raining.</u> Write out the joining words; and, but and so onto separate pieces of paper and pop into a hat. Write 5 simple sentence (sentences with 1 idea).</p>	<p>Writing * Use this picture to make up a story. Remember to brainstorm before you begin. Write three paragraphs using a beginning, middle and end. When you are finished check CUPS; Capital letters Understanding- does it make sense? Punctuation- full stops, question marks, commas, speech marks Spelling</p>	<p>Grammar * Create a poster that will help you remember the joining words; for, and, nor, but, or, yet, so. A good acronym to use is FANBOYS.</p>	<p>Writing * Use this picture to make up a story. Remember to brainstorm before you begin. Write three paragraphs using a beginning, middle and end. When you are finished check CUPS; Capital letters Understanding- does it make sense? Punctuation- full stops, question marks, commas, speech marks Spelling</p>



Randomly draw out a joining word and make the simple sentence a compound sentence using the joining word. Repeat until you have completed all sentences.

