

Literacy – Week One

Monday

Tuesday

Wednesday

Thursday

Friday


Online Learning

Activity 1:

Read “The Littlest Refugee” by Ahn Do, online.

https://www.youtube.com/watch?v=yShmK_PhE0s

Write a summary in a word document.



Activity 1:

Read a book of your choice for 20 minutes.


Write a summary of what you have read. Save it as a word document. Cut and paste pictures to add to your work.

Activity 1:

Read “The Littlest Refugee” by Ahn Do, online.

https://www.youtube.com/watch?v=yShmK_PhE0s

Draw a story board of the story. Make it like a comic strip, include words and illustrations.



Activity 1:


Read a book of your choice for 20 minutes.

Write about your favourite part of the book.

Activity 1:

Read “The Littlest Refugee” by Ahn Do, online. Click below

Write about what could come next in the story, including at least 3 paragraphs.



Activity 2:

Click on the link below and write a story about the picture of the week.

<http://www.pobble365.com/a-dangerous-pet>



Activity 2:

Play the Alphabet Game Think of a fruit that starts with each letter of the alphabet. Let’s see who can get the most fruits!!

For example:
A for apple,
B for banana,
C for cantaloupe.....
Continue to Z.

Activity 2:

Continue to write your story from Monday, “A Dangerous Pet.”

<http://www.pobble365.com/a-dangerous-pet>

Remember to edit your work when you are done.



Activity 2:

Go to this website, play the game:

https://www.abcya.com/games/contraction_action

Use the game to correctly use contractions with words.


Activity 2:

Finish writing your story for the week called “A Dangerous Pet.” When finished writing, edit and publish your story.

<http://www.pobble365.com/a-dangerous-pet>



Non-Digital Learning

<p>Activity 1: Read a book of your choice for 20 minutes.</p> <p>Write a summary of what you have just read.</p>	<p>Activity 1: Read a story of your choice for 20 minutes.</p> <p>Write a summary of what you have read. Illustrate your work.</p>	<p>Activity 1: Read a book of your choice for 20 minutes</p> <p>Draw a story board of the story. Make it like a comic strip, include words and illustrations.</p>	<p>Activity 1: Read a book of your choice for 20 minutes.</p> <p>Write about your favourite part of the story. Illustrate your work.</p>	<p>Activity 1: Read a book of your choice for 20 minutes.</p> <p>Write about what could come next in the story, including at least 3 paragraphs.</p>										
<p>Activity 2: Write a story with the title "It must be magic," Use this picture to help you write.</p> 	<p>Activity 2: Play the Alphabet Game Think of a fruit that starts with each letter of the alphabet. Let's see who can get the most fruits!! For example: A for apple, B for banana, C for cantaloupe Continue to Z</p>	<p>Activity 2: Continue to write your story from Monday "It must be magic" Remember to edit your work when you are done.</p>	<p>Activity 2: Contractions make words smaller and replace missing letters with an apostrophe. For example: do not can be shortened to don't Can you work out the contractions for:</p> <table border="0"> <tr> <td>Will not</td> <td>should not</td> </tr> <tr> <td>Can not</td> <td>could not</td> </tr> <tr> <td>I will</td> <td>we are</td> </tr> <tr> <td>You are</td> <td>We will</td> </tr> <tr> <td>I am</td> <td>It is</td> </tr> </table>	Will not	should not	Can not	could not	I will	we are	You are	We will	I am	It is	<p>Activity 2: Finish writing your story for the week called "It Must be Magic" When finished writing, edit and publish your story</p>
Will not	should not													
Can not	could not													
I will	we are													
You are	We will													
I am	It is													