

# Literacy – Week Two

**Monday**

**Tuesday**

**Wednesday**

**Thursday**

**Friday**

**Online Learning**

**Activity 1:**  
Practise writing your name in your scrap book.

Watch Jolly Phonics and sing along:  
<https://vimeo.com/106231366>  
Focus on; p, i, n.

Read another book you like with rhyming words.

Example book:  
The Very Brave Bear by Nick Bland  
<https://www.youtube.com/watch?v=uDVO0G3K4E1>  
Note: You do not need to use this book!

Task:  
Use the book your adult has read to you and write down 3 words. Then write down a word that rhymes with each word next to them.

Example:  
grin – in  
find – behind  
bear – there (ere and ear say air)

Not all rhyming words have the same spelling.

**Activity 1:**  
Practise writing your name in your scrap book.

Watch Jolly Phonics and sing along:  
<https://vimeo.com/106231366>  
Focus on; p, i, n.

Read another book you like with rhyming words.

Example:  
The Very Noisy Bear by Nick Bland.  
<https://www.youtube.com/watch?v=xYslv5WKKHk>  
Note: You do not need to use this book!

Task:  
\*Draw a picture of two things that rhyme.

hat	cat
tree	bee
snail	pail
frog	dog

Extension: You can do more than one set!

**Activity 1:**  
Practise writing your name in your scrap book.

Watch Jolly Phonics and sing along:  
<https://vimeo.com/106231366>  
Focus on; p, i, n.



Read any book with an adult.

Questions:  
1. What happened in the beginning, middle and the end?

Read: In our lives, we have sequences of events as well.  
Can you tell me in 3 steps how you brush your teeth?

Draw a three-step sequence from your life.

Examples:





**Activity 1:**  
Practise writing your name in your scrap book.

Watch Jolly Phonics and sing along:  
<https://vimeo.com/106231366>  
Focus on; p, i, n.

Read any book with an adult.  
Question:  
Who is the main character in your book?

Task:  
1. Draw a picture of the main character.  
2. Write a sentence about the main character.

Example:  
  
The Gruffalo is scared of the mouse.

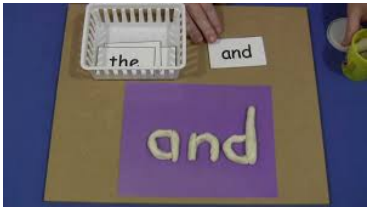



Suggested book:  
The Gruffalo  
<https://www.youtube.com/watch?v=rq7fo43JUqc>

**Activity 1:**  
Practise writing your name in your scrap book.

Watch Jolly Phonics and sing along:  
<https://vimeo.com/106231366>  
Focus on; p, i, n.

Task:  
Call a grandparent or grand-friend and tell them about your schooling in isolation.

Plan before you call:  
What is your favourite part about being at home?  
What is really hard about school at home?  
What is easy about school at home?  
Tell them something funny that happened!

<p><b>Activity 2:</b> Practise writing 3 sight words;</p> <p><b>have</b> <b>play</b> <b>look</b></p> <p>Note: Same words all week!</p> <p>Write 5 words that rhyme with play. <b>Help for adults:</b> play – stay – hay – bay – day – way – may</p> <p>Task: Write the word <b>play</b> into a sentence.</p> <p>Example: I like to <b>play</b> with my toys.</p>	<p><b>Activity 2:</b> Practise writing your 3 sight words.</p> <p>Note: You can do this with a pencil, or water on a paint brush or on an etcher sketcher or with play dough.</p> <p>Write 5 words that rhyme with look. <b>Help for adults:</b> look – took – book – nook – cook – hook</p> <p>Task: Write the word <b>look</b> into a sentence.</p> <p>Example: *<b>Look</b> at the dog on the log. (Remember a capital letter to start the sentence and a full stop at the end.)</p>	<p><b>Activity 2:</b> Practise writing your 3 sight words.</p> <p>Note: You can do this with a pencil, or water on a paint brush or on an etcher sketcher or with play dough.</p> <p>Read: Today we are using the word ending 'ing' and adding it to the word '<b>look</b>'.</p> <p>Task: Clap the word - look/ing (2 claps) Let's write the word look/ing (looking). What's the first clap? look What's the second clap? ing <b>looking</b></p> <p>Write a sentence using the word <b>looking</b>.</p> <p>Example: *I was <b>looking</b> at the book.</p>	<p><b>Activity 2:</b> Practise writing your 3 sight words.</p> <p>Note: You can do this with a pencil, or water on a paint brush or on an etcher sketcher or with play dough.</p> <p>Write a sentence using the word <b>have</b>.</p> <p>Example: *I <b>have</b> five people in my family.</p>	<p><b>Activity 2:</b> Practise writing your 3 sight words.</p> <p>Note: You can do this with a pencil, or water on a paint brush or on an etcher sketcher or with play dough.</p> <p>Write a sentence using any word from your sight words.</p> <p>Example: *I like to <b>play</b> in the park.</p>
<p><b>Websites for the week:</b> Alphablocks: <a href="https://www.youtube.com/watch?v=4lUDMNK7cug">https://www.youtube.com/watch?v=4lUDMNK7cug</a> <a href="https://www.youtube.com/watch?v=Y3jF8bQCIGQ">https://www.youtube.com/watch?v=Y3jF8bQCIGQ</a> <a href="https://www.youtube.com/watch?v=x49aTzM_OOE">https://www.youtube.com/watch?v=x49aTzM_OOE</a> Geraldine the Giraffe: <a href="https://www.youtube.com/watch?v=q0akp_j1nbc">https://www.youtube.com/watch?v=q0akp_j1nbc</a> <a href="https://www.youtube.com/watch?v=0gi8OBhl11U">https://www.youtube.com/watch?v=0gi8OBhl11U</a></p>	<p><b>Have fun learning and use what's around your house!</b></p> 	<p><b>Have fun learning and use what's around your house!</b></p> 	<p><b>Have fun learning and use what's around your house!</b></p> 	<p><b>Have fun learning and use what's around your house!</b></p> 

<https://www.youtube.com/watch?v=IQsCAyq-axU>

**Non-Digital Learning**

**Activity 1:**  
Practise writing your name in your scrap book.

Practise writing the letters

**p, i, n**

Say and try to write three words that start with p.

Read another book you like with rhyming words.

Example book:  
The Very Brave Bear by Nick Bland

Note: You do not need to use this book!

Task:  
Use the book your adult has read to you and write down 3 words. Then write down a word that rhymes with each word next to them.

Example:  
grin – in

**Activity 1:**  
Practise writing your name in your scrap book.

Practise writing the letters

**p, i, n**

Say and try to write three words that start with i.

Read another book you like with rhyming words.

Example:  
The Very Noisy Bear by Nick Bland.

Note: You do not need to use this book!

Task:  
\*Draw a picture of two things that rhyme.

**Activity 1:**  
Practise writing your name in your scrap book.

Practise writing the letters

**p, i, n**

Say and try to write three words that start with n.


Read any book with an adult.

Questions:  
2. What happened in the beginning, middle and the end?

Read: In our lives, we have sequences of events as well.  
Can you tell me in 3 steps how you brush your teeth?

Draw a three-step sequence from your life.

Examples:



**Activity 1:**  
Practise writing your name in your scrap book.

Practise writing the letters

**p, i, n**

Find 2 words that start with 'p', 'i' and 'n'. Cut or rip the words out of the catalogue or magazine (Coles, Aldi, and Woolworths).

Read any book with an adult.  
Question:  
Who is the main character in your book?

Task:  
1. Draw a picture of the main character.  
2. Write a sentence about the main character.

Example:

**Activity 1:**  
Practise writing your name in your scrap book.




Practise writing the letters

**p, i, n**

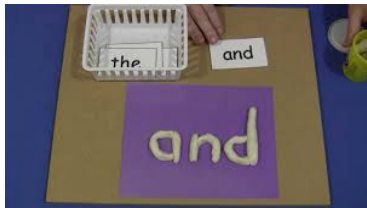
Find 2 words that have a 'p', 'i' and 'n' in it. Cut or rip the words out of the catalogue or magazine (Coles, Aldi, and Woolworths).

Task:  
Call a grandparent or grand-friend and tell them about your schooling in isolation.

Plan before you call:  
What is your favourite part about being at home?  
What is really hard about school at home?  
What is easy about school at home?  
Tell them something funny that happened!

<p>find – behind bear – there (ere and ear say air)</p> <p>Not all rhyming words have the same spelling.</p>	 <p>Extension: You can do more than one set!</p>		 <p>The Gruffalo is scared of the mouse.</p> <p>Suggested book: The Gruffalo by Julia Donaldson</p>	
<p><b>Activity 2:</b> Practise writing 3 sight words;</p> <p><b>have</b> <b>play</b> <b>look</b></p> <p>Note: Same words all week!</p> <p>Write 5 words that rhyme with play. <b>Help for adults:</b> play – stay – hay – bay – day – way – may</p> <p>Task: Write the word <b>play</b> into a sentence.</p> <p>Example: I like to <b>play</b> with my toys.</p>	<p><b>Activity 2:</b> Practise writing your 3 sight words.</p> <p>Note: You can do this with a pencil, or water on a paint brush or on an etcher sketcher or with play dough.</p> <p>Write 5 words that rhyme with look. <b>Help for adults:</b> look – took – book – nook – cook – hook</p> <p>Task: Write the word <b>look</b> into a sentence.</p> <p>Example: <b>*Look</b> at the dog on the log. (Remember a capital letter to start the sentence and a full stop at the end.)</p>	<p><b>Activity 2:</b> Practise writing your 3 sight words.</p> <p>Note: You can do this with a pencil, or water on a paint brush or on an etcher sketcher or with play dough.</p> <p>Read: Today we are using the word ending 'ing' and adding it to the word '<b>look</b>'.</p> <p>Task: Clap the word - look/ing (2 claps) Let's write the word look/ing (looking). What's the first clap? look What's the second clap? ing <b>looking</b></p> <p>Write a sentence using the word <b>looking</b>.</p> <p>Example: *I was <b>looking</b> at the book.</p>	<p><b>Activity 2:</b> Practise writing your 3 sight words.</p> <p>Note: You can do this with a pencil, or water on a paint brush or on an etcher sketcher or with play dough.</p> <p>Write a sentence using the word <b>have</b>.</p> <p>Example: *I <b>have</b> five people in my family.</p>	<p><b>Activity 2:</b> Practise writing your 3 sight words.</p> <p>Note: You can do this with a pencil, or water on a paint brush or on an etcher sketcher or with play dough.</p> <p>Write a sentence using any word from your sight words.</p> <p>Example: *I like to <b>play</b> in the park.</p>

Have fun learning and use what's around your house!



Have fun learning and use what's around your house!



Have fun learning and use what's around your house!



Have fun learning and use what's around your house!



Have fun learning and use what's around your house!

