







Literacy – Week Two

Monday	Tuesday	Wednesday	Thursday	Friday
Online Learning				
<p>Activity 1 Sound of the week – ow makes the long ‘O’ sound (snow, flow)</p> <p>Geraldine Giraffe video https://www.youtube.com/watch?v=WPtNBSfCkJA</p> <p>-Off you go around the house to see if you can find the same ow objects that Geraldine found. -Can you find any that Geraldine couldn’t find? Check with an adult to make sure the long ‘O’ sound is made with the ‘ow’ spelling.</p> <p>Activity 2 Spelling Sound out the following ‘ow’ words and make a list of them.</p> <div style="display: flex; justify-content: space-around;">    </div> <div style="display: flex; justify-content: space-around;">   </div> <p>- * Can you make each word with sticks or pegs or buttons or sultanas? Maybe you could cut up an old newspaper or magazine and</p>	<p>Activity 1 Sound of the week – ow makes the long ‘O’ sound (snow, flow)</p> <p>ow video https://www.youtube.com/watch?v=NZdqP2wAQic</p> <p>- * ow word families Let’s make a list of words that belong in the ‘ow’ family. You can lay it out using Lego, pegs or sticks and stones if you’re allowed outside. Hint: ow l-ow bl-ow Make a list of all the ‘ow’ words you create.</p> <p>Activity 2 Stay Connected Ring/Facetime/Skype an elderly relative or family friend. -Your job is to ask them what their best holiday was. -Listen carefully because you will need to retell this story to an adult at home after.</p>	<p>Activity 1 Sound of the week – ow makes the long ‘O’ sound (snow, flow)</p> <p>ow video https://www.youtube.com/watch?v=IHif9omv8Aw</p> <p>-Draw a picture of each spelling word. Cut out each picture. -Write each spelling word onto a piece of paper and then cut each word out. -Use these cards for a game of Spelling Memory.</p>	<p>Activity 1 Sound of the week – ow makes the long ‘O’ sound (snow, flow)</p> <p>ow video https://www.youtube.com/watch?v=PHJmFE5E2T0</p> <p>-Have someone hide yesterday’s Memory cards inside your house. When you find them you must sound each one out.</p> <p>Activity 2 Stay Connected Ring/Facetime/Skype an elderly relative or family friend. -Your job is to ask them if they think plastic straws should be banned. -Ask them what reasons they have. -Listen carefully because you will need to retell their opinion and reasons to an adult at home after.</p>	<p>Activity 1 Make it Interesting -Adjectives add information. They make your writing interesting. -Your job: read my silly sentences and circle the adjectives.</p> <ol style="list-style-type: none"> 1. The big dog barked. 2. The cranky teacher jumped. 3. The green frog slept. 4. The 6 cats sung. 5. The big bad wolf dressed up. <p>Activity 2 Stay Connected Ring/Facetime/Skype an elderly relative or family friend. -Your job is to ask what they did after school when they were your age. -Listen carefully because you will need to retell this to an adult at home after.</p>

<p>use those letters. (Keep these letters handy)</p>				
<p>Activity 3 Read aloud -Choose 1 book and read for around 5 minutes. https://readtheory.org/auth/login -How did it sound? Good readers make their reading sound interesting. Go back and reread your favourite page making sure your voice sounds interesting.</p> <p>-Act out your favourite part of the book to an adult</p> <p>Activity 4 Looking For Words Try to find 5 different words from your book that are:</p> <p>3 letter words: 4 letter words: 5 letter words: 6+ letter words:</p>	<p>Activity 3 Read Aloud -Choose 1 book and read for around 5 minutes. https://readtheory.org/auth/login -How did it sound? Good readers make their reading sound interesting. Go back and reread your favourite page making sure your voice sounds interesting.</p> <p>-Tell an adult 3 things you liked about the book.</p> <p>Activity 4 Our Next Holiday Pick a place you would like to go to on a holiday. Your job is to write 3 or 4 sentences telling reasons why you should go there. Remember your capital letters and full stops.</p>	<p>Activity 2 Read Aloud -Choose 1 imaginative text and read for around 5 minutes. https://readtheory.org/auth/login -How did it sound? Good readers make their reading sound interesting. Go back and reread your favourite page making sure your voice sounds interesting.</p> <p>-Retell the story to an adult. Remember to put the important parts in order of when they happened.</p> <p>Activity 3 Silly Sentences! - * Try to write a silly sentence for each of your spelling words. Don't forget your capital letters and full stops.</p>	<p>Activity 3 Help Me Out! -A noun is a person, place or thing. -Your job is to circle all the nouns in my writing. Hint: There are 6 to find.</p> <p>Plastic straws should be banned. Some animals think straws are food. When an animal eats plastic they can die.</p> <p>Activity 4 Ban Plastic! -Your job is to write 3 or 4 sentences telling me why you think plastic straws should be banned.</p>	<p>Activity 3 Looking out My Backdoor. -Your job is to write 3-4 sentences describing why your backyard is great. Hint: for each thing you mention, give it an adjective. It could be size, colour or how fun it is.</p> <p>e.g. My <i>giant</i> trampoline</p>
Non-Digital Learning				
<p>Activity 1 Sound of the week – ow makes the long 'O' sound (snow, flow)</p> <p>-Use your sock puppet and off you go around the house to see if you</p>	<p>Activity 1 Sound of the week – ow makes the long 'O' sound (snow, flow)</p> <p>- * ow word families Let's make a list of words that belong in the 'ow' family. You can</p>	<p>Activity 1 Sound of the week – ow makes the long 'O' sound (snow, flow)</p> <p>-Draw a picture of each spelling word. Cut out each picture.</p>	<p>Activity 1 Sound of the week – ow makes the long 'O' sound (snow, flow)</p> <p>-Have someone hide yesterday's Memory cards inside your house.</p>	<p>Activity 1 Make it Interesting -Adjectives add information. They make your writing interesting. -Your job: read my silly sentences and circle the adjectives.</p>

<p>can find something featuring the 'ow' sound. - Check with an adult to make sure the long 'O' sound is made with the 'ow' spelling.</p> <p>Activity 2 Spelling Sound out the following 'ow' words and make a list of them.</p>  <p>- * Can you make each word with sticks or pegs or buttons or sultanas? Maybe you could cut up an old newspaper or magazine and use those letters. (Keep these letters handy)</p>	<p>lay it out using Lego, pegs or sticks and stones if you're allowed outside. Hint: ow l-ow bl-ow Make a list of all the 'ow' words you create.</p> <p>Activity 2 Stay Connected Ring/Facetime/Skype an elderly relative or family friend. - Your job is to ask them what their best holiday was. -Listen carefully because you will need to retell this story to an adult at home after.</p>	<p>-Write each spelling word onto a piece of paper and then cut each word out. -Use these cards for a game of Spelling Memory.</p>	<p>When you find them you must sound each one out.</p> <p>Activity 2 Stay Connected Ring/Facetime/Skype an elderly relative or family friend. -Your job is to ask them if they think plastic straws should be banned. -Ask them what reasons they have. -Listen carefully because you will need to retell their opinion and reasons to an adult at home after.</p>	<ol style="list-style-type: none"> 1. The big dog barked. 2. The cranky teacher jumped. 3. The green frog slept. 4. The 6 cats sung. 5. The big bad wolf dressed up. <p>Activity2 Stay Connected Ring/Facetime/Skype an elderly relative or family friend. -Your job is to ask what they did after school when they were your age. -Listen carefully because you will need to retell this to an adult at home after.</p>
<p>Activity 3 Read aloud -Choose 1 book and read for around 5 minutes. -How did it sound? Good readers make their reading sound interesting. Go back and reread your favourite page making sure your voice sounds interesting.</p>	<p>Activity 3 Read Aloud -Choose 1 book and read for around 5 minutes. -How did it sound? Good readers make their reading sound interesting. Go back and reread your favourite page making sure your voice sounds interesting. -Tell an adult 3 things you liked about the book.</p>	<p>Activity 2 Read Aloud -Choose 1 imaginative text and read for around 5 minutes. -How did it sound? Good readers make their reading sound interesting. Go back and reread your favourite page making sure your voice sounds interesting. - Retell the story to an adult. Remember to put the important</p>	<p>Activity 3 Help Me Out! -A noun is a person, place or thing. -Your job is to circle all the nouns in my writing. Hint: There are 6 to find.</p> <p>Plastic straws should be banned. Some animals think straws are food.</p>	<p>Activity 3 Looking out My Backdoor. -Your job is to write 3-4 sentences describing why your backyard is great. Hint: for each thing you mention give it an adjective. It could be size, colour or how fun it is.</p> <p>e.g. My <i>giant</i> trampoline</p>

<p>-Act out your favourite part of the book to an adult</p> <p>Activity 4 Looking For Words Try to find 5 different words from your book that are:</p> <p>3 letter words: 4 letter words: 5 letter words: 6+ letter words:</p>	<p>Activity4 Our Next Holiday Pick a place you would like to go to on a holiday. Your job is to write 3 or 4 sentences telling reasons why you should go there. Remember your capital letters and full stops.</p>	<p>parts in order of when they happened.</p> <p>Activity 3 Silly Sentences! - * Try to write a silly sentence for each of your spelling words. Don't forget your capital letters and full stops.</p>	<p>When an animal eats plastic they can die.</p> <p>Activity 4 Ban Plastic! -Your job is to write 3 or 4 sentences telling me why you think plastic straws should be banned.</p>	
---	--	---	---	--