


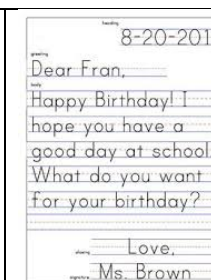
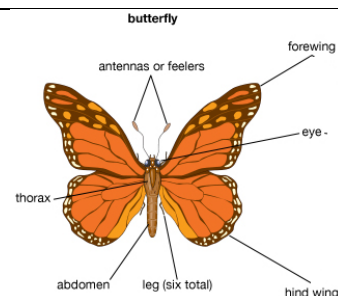


Literacy – Week Three

Monday	Tuesday	Wednesday	Thursday	Friday
Online Learning				
<p>Activity 1: Practise writing your name in your scrap book.</p> <p>Watch Jolly Phonics and sing along: https://vimeo.com/106231366 Focus on; r, m, d.</p> <p>Read any book you like with your adult. Question: 1. What happened in the beginning, middle and the end?</p> <p>Example book: https://www.storylineonline.net/books/clark-the-shark/ Clark the Shark – Main message of the story: There is a time and a place for everything. Be considerate. Note: You do not need to use this book!</p> <p>Task: Write down or talk about 3 things you learned from the story.</p> <p>Example (Clark the Shark):</p> <ul style="list-style-type: none"> There is a time and place for everything. Being considerate makes playing fun for everyone. Don't eat anyone else's lunch. 	<p>Activity 1: Practise writing your name in your scrap book.</p> <p>Watch Jolly Phonics and sing along: https://vimeo.com/106231366 Focus on; r, m, d</p> <p>Read a book with your adult. Question: 1. Who was the main character?</p> <p>Task: Draw a picture of the main character and write 3 or more words to describe the character.</p> <p>Example:</p> 	<p>Activity 1: Practise writing your name in your scrap book.</p> <p>Watch Jolly Phonics and sing along: https://vimeo.com/106231366 Focus on; r, m, d</p> <p>Read a book with your adult. Question: 1. Who is your favourite character?</p> <p>Task: Draw a picture of your favourite character. Write a sentence about your character. Note: It can be the same or different character all week.</p> <p>Example: I can see Clark is helping his teacher. He is being a little rough.</p> <p>Extension: Write more than two or three sentences.</p> <p>Note: Remember a capital letter at the start of every sentence and a full stop to end the sentence.</p>	<p>Activity 1: Practise writing your name in your scrap book.</p> <p>Watch Jolly Phonics and sing along: https://vimeo.com/106231366 Focus on; r, m, d</p> <p>Read a book with your adult. Question: 1. Where is the story set? 2. What could you see if you were there? 3. What could you hear if you were there?</p> <p>Task: Pretend you are there in that setting. Write down what you can hear and see.</p> <p>Example: I can hear the birds chirping. I can see the crocodile's scaly skin.</p> <p>Extension: What do you wonder about the setting? I wonder if sharks really go to school.</p>	<p>Activity 1: Practise writing your name in your scrap book.</p> <p>Watch Jolly Phonics and sing along: https://vimeo.com/106231366 Focus on; r, m, d</p> <p>With you adult, call a school friend or relative. An elderly person would be a lovely choice!</p> <p>Plan questions you can going to ask them. Plan what fun events you are going to tell them about.</p> <p>Example: How do you learn or work from home? Do you like being at home? Have you been exercising?</p> <p>I have been learning my sounds and sight words. This week my sight words were come, if and not. I have been using match box cars to practice counting and adding groups together.</p>

<p>Activity 2: Practise writing 3 sight words;</p> <p>come if not</p> <p>Note: Same words all week!</p> <p>Task: Use catalogues from the supermarket. Cut or rip out the letters of your sight words.</p> <p>Sight Words</p> <p>come, if, not</p> <p>Example:</p>  <p>See, hear and say your words with your adult.</p>	<p>Activity 2: Practise writing your 3 sight words.</p> <p>Note: You can do this with a pencil, or water on a paint brush or on an etcher sketcher or with play dough.</p> <p>Write a sentence using the word come.</p> <p>Example:</p> <p>*I can come to your party!</p>	<p>Activity 2: Practise writing your 3 sight words.</p> <p>Note: You can do this with a pencil, or water on a paint brush or on an etcher sketcher or with play dough.</p> <p>Write a sentence using the word if.</p> <p>Example:</p> <p>*I wonder if my teacher misses me.</p> <p>Note: Your teacher misses you very much!</p>	<p>Activity 2: Practise writing your 3 sight words.</p> <p>Note: You can do this with a pencil, or water on a paint brush or on an etcher sketcher or with play dough.</p> <p>Write a sentence using the word not.</p> <p>Example:</p> <p>*I am not allowed to ride my bike inside.</p>	<p>Activity 2: Practise writing 3 sight words in rainbow writing;</p> <p>Example:</p>  <p>Read: Today we are using the word ending 'ing' and adding it to the word play.</p> <p>Task: Clap the word - play/ing (2 claps) Let's write the word play/ing (playing). What's the first clap? play What's the second clap? ing playing</p> <p>Write a sentence using the word playing.</p> <p>Example: *I was playing in the park.</p>
<p>At home ideas: Talk about what you are making for dinner step by step and show your child what a recipe looks like.</p>	<p>At home ideas: Playschool Story Time is on ABC kids twice a day (22). If need some new stories they can watch this to complete their tasks. Approximate times: 10:30am daily and 4:40pm daily</p>	<p>At home ideas: Improve your vocabulary! Find an area of interest and learn about it together. Learn some new words. It could be vintage cars, favourite sporting team, animals etc.</p>		<p>At home ideas: Write and post a letter to a relative.</p>



Non-Digital Learning

Activity 1:

Practise writing your name in your scrap book.

Practise writing the letters

**r, m,
d**

Say and try to write three words that start with r.

Read any book you like with your adult.

Question:

2. What happened in the beginning, middle and the end?

Example book:

Clark the Shark by Bruce Hale

Clark the Shark – Main message of the story: There is a time and a place for everything. Be considerate.

Note: You do not need to use this book!

Task:

Write down or talk about 3 things you learned from the story.

Activity 1:

Practise writing your name in your scrap book.

Practise writing the letters

**r, m,
d**

Say and try to write three words that start with m.

Read a book with your adult.

Question:

2. Who was the main character?

Task:

Draw a picture of the main character and write 3 or more words to describe the character.

Example:

Activity 1:

Practise writing your name in your scrap book.

Practise writing the letters

**r, m,
d**

Say and try to write three words that start with d.

Read a book with your adult.

Question:

2. Who is your favourite character?

Task:

Draw a picture of your favourite character. Write a sentence about your character.

Note: It can be the same or different character all week.

Example:

I can see Clark is helping his teacher. He is being a little rough.

Activity 1:

Practise writing your name in your scrap book.

Practise writing the letters

**r, m,
d**

Read a book with your adult.

Question:

1. Where is the story set?
2. What could you see if you were there?
3. What could you hear if you were there?

Task:

Pretend you are there in that setting. Write down what you can hear and see.

Example:

I can hear the birds chirping.

Activity 1:

Practise writing your name in your scrap book.

Practise writing the letters

**r, m,
d**


With you adult, call a school friend or relative. An elderly person would be a lovely choice!



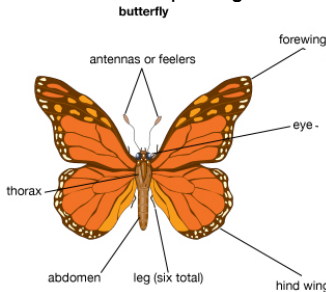
Plan questions you can going to ask them.
Plan what fun events you are going to tell them about.

Example:

How do you learn or work from home?
Do you like being at home?
Have you been exercising?

I have been learning my sounds and sight words.

<p>Example (Clark the Shark):</p> <ul style="list-style-type: none"> • There is a time and place for everything. • Being considerate makes playing fun for everyone. • Don't eat anyone else's lunch. 		<p>Extension: Write more than two or three sentences.</p> <p>Note: Remember a capital letter at the start of every sentence and a full stop to end the sentence.</p>	<p>I can see the crocodile's scaly skin.</p> <p>Extension: What do you wonder about the setting?</p> <p>I wonder if sharks really go to school.</p>	<p>This week my sight words were come, if and not. I have been using match box cars to practice counting and adding groups together.</p>
<p>Activity 2: Practise writing 3 sight words;</p> <p>come if not</p> <p>Note: Same words all week!</p> <p>Task: Use catalogues from the supermarket. Cut or rip out the letters of your sight words.</p> <p>Sight Words</p> <p>come, if, not</p> <p>Example:</p> 	<p>Activity 2: Practise writing your 3 sight words.</p> <p>Note: You can do this with a pencil, or water on a paint brush or on an etcher sketcher or with play dough.</p> <p>Write a sentence using the word come.</p> <p>Example:</p> <p>*I can come to your party!</p>	<p>Activity 2: Practise writing your 3 sight words.</p> <p>Note: You can do this with a pencil, or water on a paint brush or on an etcher sketcher or with play dough.</p> <p>Write a sentence using the word if.</p> <p>Example:</p> <p>*I wonder if my teacher misses me.</p> <p>Note: Your teacher misses you very much!</p>	<p>Activity 2: Practise writing your 3 sight words.</p> <p>Note: You can do this with a pencil, or water on a paint brush or on an etcher sketcher or with play dough.</p> <p>Write a sentence using the word not.</p> <p>Example:</p> <p>*I am not allowed to ride my bike inside.</p>	<p>Activity 2: Practise writing 3 sight words in rainbow writing;</p> <p>Example:</p>  <p>Read: Today we are using the word ending 'ing' and adding it to the word play.</p> <p>Task: Clap the word - play/ing (2 claps) Let's write the word play/ing (playing). What's the first clap? play What's the second clap? ing playing</p> <p>Write a sentence using the word playing.</p> <p>Example:</p>

See, hear and say your words with your adult.				*I was playing in the park.
At home ideas: Talk about what you are making for dinner step by step and show your child what a recipe looks like. 	At home ideas: Playschool Story Time is on ABC kids twice a day (22). If need some new stories they can watch this to complete their tasks. Approximate times: 10:30am daily and 4:40pm daily 	At home ideas: Improve your vocabulary! Find an area of interest and learn about it together. Learn some new words. It could be vintage cars, favourite sporting team, animals etc. 	At home ideas: Write and post a letter to a relative. 