






Literacy – Week Four

Monday	Tuesday	Wednesday	Thursday	Friday
Online Learning				
<p>Activity 1</p> <p>Sound of the week – the digraph wa as in watch and wash.</p> <p>-Off you go around the house to see if you can find some 'wa' objects.</p> <ul style="list-style-type: none"> If you are at school, you can look around the classroom or imagine your house. 	<p>Activity 1</p> <p>Sound of the week – the digraph wa as in watch and wash.</p> <p>Spelling bank watch, walked, swallow, swab, wash, wasp, wand, want, waddle, warning</p> <p>*Write a funny short story or poem using as many spelling words as you can.</p> <p>Eg, There once was a wasp that wanted to be wonderfully magic. So, one day he swallowed a wand. This caused him to waddle when he walked. This is a warning do not swallow wands.</p>	<p>Activity 1</p> <p>Call a Relative</p> <p>Ring/Facetime/Skype an elderly friend or relative.</p> <p>-Your job is to ask them what their favourite meal their mother used to cook is.</p> <p>-Listen carefully because you will need to retell this story to an adult at home.</p> <ul style="list-style-type: none"> If you are at school, ask the teacher. 	<p>Activity 1</p> <p>Sound of the week – the digraph wa as in watch and wash.</p> <p>Spelling bank watch, walked, swallow, swab, wash, wasp, wand, want, waddle, warning</p> <p>It's back to front day! Spell your words normally and then backwards and see if you can say the new word out loud.</p> <p>For example, hctaw</p>	<p>Activity 1</p> <p>Call a Relative</p> <p>Ring/Facetime/Skype an elderly friend or relative.</p> <p>-Your job is to ask them how they used to get to school.</p> <p>-Listen carefully because you will need to retell this story to an adult at home.</p> <ul style="list-style-type: none"> If you are at school, ask the teacher.
<p>Activity 2</p> <p>Read aloud!</p> <p>-Choose a book to read.</p> <p>-How did it sound? Good readers make their reading sound interesting. Go back and reread your favourite page making sure your voice is interesting. Hint- put on a character voice when you see speech marks " "</p> <p>* Create a story board for your chosen book. What happened in the beginning, middle and end?</p>	<p>Activity 2</p> <p>Read aloud!</p> <p>-Choose a book to read.</p> <p>-How did it sound? Good readers make their reading sound interesting. Go back and reread your favourite page making sure your voice is interesting. Hint- put on a character voice when you see speech marks " "</p> <p>Tell an adult: What is the main idea of the story?</p>	<p>Activity 2</p> <p>Sound of the week – the digraph wa as in watch and wash.</p> <p>Spelling bank watch, walked, swallow, swab, wash, wasp, wand, want, waddle, warning</p> <p>* Write your spelling words as neatly as you possibly can. It would help to use lined paper, remember to stay between the lines.</p>	<p>Activity 2</p> <p>Read aloud!</p> <p>-Choose a book to read.</p> <p>-How did it sound? Good readers make their reading sound interesting. Go back and reread your favourite page making sure your voice is interesting. Hint- put on a character voice when you see speech marks " "</p> <p>* Make a poster for your book. Imagine your poster will be</p>	<p>Activity 2</p> <p>Sound of the week – the digraph wa as in watch and wash.</p> <p>Spelling bank watch, walked, swallow, swab, wash, wasp, wand, want, waddle, warning</p> <p>Home spelling bee! Get somebody in the house to host a spelling bee for you. If there are other people in the house they can join in too.</p>

	<p>What is the purpose of the story? Is there a lesson to learn?</p>		<p>displayed at the library so include lots of pictures and colours.</p>	
<p>-Optional- Log into Sumdog or readtheory.com.au Work on spelling or reading activities for 15 minutes.</p>	<p>-Optional- Log into Sumdog or readtheory.com.au Work on spelling or reading activities for 15 minutes.</p>	<p>-Optional- Log into Sumdog or readtheory.com.au Work on spelling or reading activities for 15 minutes.</p>	<p>-Optional- Log into Sumdog or readtheory.com.au Work on spelling or reading activities for 15 minutes.</p>	<p>-Optional- Log into Sumdog or readtheory.com.au Work on spelling or reading activities for 15 minutes.</p>
<p>Activity 3 Writing * Use this picture to make up a story. Remember to brainstorm before you begin. Write three paragraphs using a beginning, middle and end. When you are finished check CUPS; Capital letters Understanding- does it make sense? Punctuation- full stops, question marks, commas, speech marks Spelling</p> 	<p>Activity 3 Grammar This week we are looking at noun groups. Noun groups are the group of words that go with the noun. Eg, The big, green and very slimy frog. The bold words are the noun group because all the words describe the noun- the frog.</p>	<p>Activity 3 Read aloud! -Choose a book to read. -How did it sound? Good readers make their reading sound interesting. Go back and reread your favourite page making sure your voice is interesting. Hint- put on a character voice when you see speech marks " " * Be a detective! Find the words with <ul style="list-style-type: none"> • 2 letters • 3 letters • 4 letters • 5 + letters If you are a super keen detective find the; <ul style="list-style-type: none"> • Verbs • Nouns • Adjectives </p>	<p>Activity 3 Grammar This week we are looking at noun groups. Noun groups are the group of words that go with the noun. Eg, The big, green and very slimy frog. The bold words are the noun group because all the words describe the noun- the frog.</p>	<p>Activity 3 Read aloud! -Choose a book to read. -How did it sound? Good readers make their reading sound interesting. Go back and reread your favourite page making sure your voice is interesting. Hint- put on a character voice when you see speech marks " " * Find your favourite illustration (picture) and write short story using that picture.</p>

<p>Play a game of eye spy. Look for a noun and use 3 describing words as your clue.</p> <p>Eg, I spy with my little eye something that is green, tall and pretty.</p> <p>-It's a pot plant.</p>	<p>Activity 4</p> <p>Writing * Use this picture to make up a story. Remember to brainstorm before you begin. Write three paragraphs using a beginning, middle and end. When you are finished check CUPS; Capital letters Understanding- does it make sense? Punctuation- full stops, question marks, commas, speech marks Spelling</p> 	<p>*Can you make noun groups for the following nouns;</p> <ul style="list-style-type: none"> • Tomato • Cat • Teddy • Flower 	<p>Activity 4</p> <p>Writing * Use this picture to make up a story. Remember to brainstorm before you begin. Write three paragraphs using a beginning, middle and end. When you are finished check CUPS; Capital letters Understanding- does it make sense? Punctuation- full stops, question marks, commas, speech marks Spelling</p> 	
<p>Non-Digital Learning</p>				
<p>Activity 1</p> <p>Sound of the week – the digraph wa as in watch and wash. -Off you go around the house to see if you can find some 'wa' objects.</p> <ul style="list-style-type: none"> • If you are at school, you can look around the classroom or imagine your house. 	<p>Activity 1</p> <p>Sound of the week – the digraph wa as in watch and wash. Spelling bank watch, walked, swallow, swab, wash, wasp, wand, want, waddle, warning *Write a funny short story or poem using as many spelling words as you can. Eg, There once was a wasp that wanted to be wonderfully magic. So, one day he swallowed a</p>	<p>Activity 1</p> <p>Call a Relative Ring/Facetime/Skype an elderly friend or relative. -Your job is to ask them what their favourite meal their mother used to cook is. -Listen carefully because you will need to retell this story to an adult at home.</p> <ul style="list-style-type: none"> • If you are at school, ask the teacher. 	<p>Activity 1</p> <p>Sound of the week – the digraph wa as in watch and wash. Spelling bank watch, walked, swallow, swab, wash, wasp, wand, want, waddle, warning It's back to front day! Spell your words normally and then backwards and see if you can say the new word out loud. For example, hctaw</p>	<p>Activity 1</p> <p>Call a Relative Ring/Facetime/Skype an elderly friend or relative. -Your job is to ask them how they used to get to school. -Listen carefully because you will need to retell this story to an adult at home.</p> <ul style="list-style-type: none"> • If you are at school, ask the teacher.

	<p>wand. This caused him to waddle when he walked. This is a warring do not swallow wands.</p>			
<p>Activity 2 Read aloud! -Choose a book to read. -How did it sound? Good readers make their reading sound interesting. Go back and reread your favourite page making sure your voice is interesting. Hint- put on a character voice when you see speech marks " "</p> <p>* Create a story board for your chosen book. What happened in the beginning, middle and end?</p>	<p>Activity 2 Read aloud! -Choose a book to read. -How did it sound? Good readers make their reading sound interesting. Go back and reread your favourite page making sure your voice is interesting. Hint- put on a character voice when you see speech marks " "</p> <p>Tell an adult: What is the main idea of the story? What is the purpose of the story? Is there a lesson to learn?</p>	<p>Activity 2 Sound of the week – the diagraph wa as in watch and wash. Spelling bank watch, walked, swallow, swab, wash, wasp, wand, want, waddle, warning</p> <p>* Write your spelling words as neatly as you possibly can. It would help to use lined paper, remember to stay between the lines.</p>	<p>Activity 2 Read aloud! -Choose a book to read. -How did it sound? Good readers make their reading sound interesting. Go back and reread your favourite page making sure your voice is interesting. Hint- put on a character voice when you see speech marks " "</p> <p>* Make a poster for your book. Imagine your poster will be displayed at the library so include lots of pictures and colours.</p>	<p>Activity 2 Sound of the week – the diagraph wa as in watch and wash. Spelling bank watch, walked, swallow, swab, wash, wasp, wand, want, waddle, warning</p> <p>Home spelling bee! Get somebody in the house to host a spelling bee for you. If there are other people in the house they can join in too.</p>
<p>Activity 3 Writing * Use this picture to make up a story. Remember to brainstorm before you begin. Write three paragraphs using a beginning, middle and end. When you are finished check CUPS; Capital letters Understanding- does it make sense? Punctuation- full stops, question marks, commas, speech marks Spelling</p>	<p>Activity 3 Grammar This week we are looking at noun groups. Noun groups are the group of words that go with the noun. Eg, The big, green and very slimy frog.</p>	<p>Activity 3 Read aloud! -Choose a book to read. -How did it sound? Good readers make their reading sound interesting. Go back and reread your favourite page making sure your voice is interesting. Hint- put on a character voice when you see speech marks " "</p> <p>* Be a detective! Find the words with</p> <ul style="list-style-type: none"> • 2 letters • 3 letters • 4 letters • 5 + letters 	<p>Activity 3 Grammar This week we are looking at noun groups. Noun groups are the group of words that go with the noun. Eg, The big, green and very slimy frog.</p>	<p>Activity 3 Read aloud! -Choose a book to read. -How did it sound? Good readers make their reading sound interesting. Go back and reread your favourite page making sure your voice is interesting. Hint- put on a character voice when you see speech marks " "</p> <p>* Find your favourite illustration (picture) and write short story using that picture.</p>

	<p>The bold words are the noun group because all the words describe the noun- the frog.</p> <p>Play a game of eye spy. Look for a noun and use 3 describing words as your clue.</p> <p>Eg,</p> <p>I spy with my little eye something that is green, tall and pretty.</p> <p>-It's a pot plant.</p>
<p>If you are a super keen detective find the;</p> <ul style="list-style-type: none"> • Verbs • Nouns • Adjectives 	<p>Activity 4</p> <p>Writing * Use this picture to make up a story.</p> <p>Remember to brainstorm before you begin. Write three paragraphs using a beginning, middle and end. When you are finished check CUPS; Capital letters</p> <p>Understanding- does it make sense? Punctuation- full stops, question marks, commas, speech marks</p> <p>Spelling</p> 
<p>The bold words are the noun group because all the words describe the noun- the frog.</p> <p>*Can you make noun groups for the following nouns;</p> <ul style="list-style-type: none"> • Tomato • Cat • Teddy • Flower 	
<p>Activity 4</p> <p>Writing * Use this picture to make up a story.</p> <p>Remember to brainstorm before you begin. Write three paragraphs using a beginning, middle and end. When you are finished check CUPS; Capital letters</p> <p>Understanding- does it make sense? Punctuation- full stops, question marks, commas, speech marks</p> <p>Spelling</p> 