



Plattsburg Public School Scooter rider safety guidelines and agreement



Our school encourages safe travelling for the whole community on their way to and from school. This guide lists our expectations for students as scooter riders and their parents/carers.

Transport for NSW says:

- primary school-aged children and younger should be supervised by an adult while riding their scooter
- primary school-aged children and younger should **not** use scooters on the road
- scooter riders should wear a helmet and protective gear such as knee pads, wrist guards and elbow pads.

Parents and carers are responsible for:

- how your child travels to and from school
- maintaining your child's scooter
- ensuring your child is wearing adequate protective gear, including an Australian Standards approved helmet, knee pads, wrist guards and elbow guards
- teaching your child, the road rules for wheeled devices <http://bit.ly/2SKEHWI>
- completing and returning the *Parent/carer and child rider safety agreement*.

Students who ride scooters to school are responsible for:

- completing a *Parent/carer and child rider safety agreement*, issued by our school
- dismounting before entering the school grounds
- using the school entry and exit points via Boscawen Street pedestrian entrance.
- carrying scooters on school grounds
- storing the scooter in the bicycle rack. They may be locked with a chain and padlock supplied by the owner. Scooters, helmets and safety gear are brought and stored at school at the owner's risk.

Parents and carers will be notified if their child does not follow the conditions of the school's *Scooter rider safety guidelines and agreement*.

Students may be banned from bringing their wheeled device onto school grounds if they breach school rules.

Ellen Bax
Principal



Plattsburg Public School Parent/carers and child wheeled device rider

Child agreement

I, _____ of class _____

- have read and talked about the school's *Wheeled device rider safety guidelines and agreement* with my parents
- understand the information provided
- will wear my helmet and protective gear correctly when riding to and from school
- will keep my scooter well maintained
- will give way to all pedestrians on footpaths, crossings, cycle and shared paths
- will walk my scooter when crossing the road at safe places and pedestrian/traffic crossings
- understand that the principal may ban me from bringing my scooter to school if I breach school rules
- bring my scooter, helmet and protective gear to school at my own risk.

Student signature: _____

Parent/carers signature: _____

Date: _____

Parent/carers agreement

I agree to my child (name) _____ of class _____ riding his/her wheeled device to and from school.

- I take responsibility for how my child travels to school.
- I have read and talked about the school's *Scooter rider safety guidelines and agreement* with my child.
- My child will correctly wear an Australian Standards approved helmet when riding a wheeled device to and from school.
- I have reviewed the *Guide to scooter maintenance* and understand that it is my responsibility to keep the scooter well maintained and roadworthy.
- I have reviewed the *Guide to correctly fitting a helmet* and understand that it is my responsibility that my child wears their helmet correctly.
- I understand the principal may ban my child from bringing their scooter to school if the school's rules are not followed.
- I understand that scooters, helmets and protective gear are brought to school at the owner's risk.

Parent/carers signature: _____

Parent/carers name: _____

Date: _____





Please complete and return to the school

A guide to foot scooter maintenance

Feature	What are you checking for?	Maintained
Wheels	<ul style="list-style-type: none"> o firm, round wheels o no bulges, cuts or flat spots 	<input type="checkbox"/> Yes <input type="checkbox"/> Needs fixing
Alignment	<ul style="list-style-type: none"> o front wheel is straight and in line with steering column o clamp on steering column is tight o quick release lever is tight 	<input type="checkbox"/> Yes <input type="checkbox"/> Needs fixing
Brakes	<ul style="list-style-type: none"> o brake engages with rear wheel when pressure is applied 	<input type="checkbox"/> Yes <input type="checkbox"/> Needs fixing
Scooter size	<ul style="list-style-type: none"> o correct size for rider 	<input type="checkbox"/> Yes <input type="checkbox"/> Needs adjusting or replacing
Nuts and bolts	<ul style="list-style-type: none"> o tight wheel bolts <p>Note: scooter won't go faster with loose nuts. Wheels can fall off.</p>	<input type="checkbox"/> Yes <input type="checkbox"/> Needs fixing

A guide to correctly fitting a helmet

Always wear a helmet when you ride or skate

	Can you place just two fingers between your eyebrows and your helmet?		Can you fit just two fingers between the helmet strap and your chin?
	Do the straps join in a 'V' just below your ears?		Has an adult checked your helmet?

Source: NSW Centre for Road Safety, Transport for NSW

More information is available from:

1. Department of Education

- Riding a wheeled device to and from school <https://education.nsw.gov.au/parents-and-carers/wellbeing/health-and-safety/safe-travel/travelling-safely-to-and-from-school-on-a-bike-or-scooter>
- Vulnerabilities of children as road users <https://education.nsw.gov.au/teaching-and-learning/curriculum/road-safety-education/safe-travel#Vulnerabilities1>

2. Transport for NSW

- Information for parents and carers about safety on wheels – The law and safety advice for bicycles, foot scooters, skateboards and rollerblades (pdf) <http://bit.ly/3Wl64UA>
- Helmets and safety gear <https://roadsafety.transport.nsw.gov.au/stayingsafe/bicycle-riders/helmets-gear.html>
- Skateboards, foot scooters and rollerblades: the law and safety advice <https://roadsafety.transport.nsw.gov.au/stayingsafe/pedestrians/skateboardsfootscootersandrollerblades/index.html>