



July 2019

Term 3 Week 2

Newsletter

Important Dates

Friday

3rd August 2018

Junk Sculpture/Recycled
Competition

Tuesday

6th August 2019

Zone Athletics

Wednesday

7th August 2019

Book Week Parade and
Pluto Pup Meal Deal

Tuesday

13th August 2019

Year 6 Taster Lessons

Thursday

15th August 2019

Aladdin Jr CCWC

Tuesday

10th September 2019

Photo Day

Tuesday

17th September 2019

Whole School Performance

Saturday

21st September 2019

Koombahla Aged Care Fete

Friday

27th September 2019

Colour Run

Monday

19th August 2019

Staff Development Day
No students.

Principals Message - Welcome back to term 3. It's been a great start to the term with a positive and happy feel amongst our students. I had the pleasure of hearing our Didgeridoo Group this week and was impressed with the skill level displayed. It's a busy creative school at the moment with our choirs readying to perform at local aged care homes and the Callaghan Education Pathways Education Day Assembly. NAIDOC has seen our Aboriginal dancers in high demand too. We're all busy preparing for the end of term performance with plenty of good fun happening everyday. Good luck to our zone public speaking representatives this week and thank you to their parents for supporting them.

At the end of this newsletter are four information sheets on apps that our kids often access. I would encourage you to take some time to browse this information and consider the tips provided to block user. Too often we are hearing students talk about inappropriate content they viewed on youtube or inappropriate exchanges on snapchat. Sometimes this can cause conflict in classrooms and the playground. It's important that we remember our young students still developing their emotional and social intelligence. They do not have the capacity to keep themselves safe in the face of sophisticated mis-information and manipulation. That's an adult job.



No Staff - No Students

will be at school on

Monday 19th August 2019

The opportunity has arisen for our teachers to participate in a full day workshop with internationally renowned speaker Dylan William and colleague teachers from across our network of schools.

Parents/Carers are to provide alternative care for their child and not send them to school this day.

School Counselling Service

The NSW school counselling service contributes to student wellbeing in NSW public schools by providing specialised psychological assessment, counselling and intervention services.

School counsellors have approved qualifications in teaching, psychology and school counselling.

As well as having a specific role in providing psychological services, the school counselling service contributes to student learning and wellbeing outcomes through membership of school based learning and support teams. School counsellors work with students of all ages and their families, from pre-Kindergarten to Year 12, providing valuable individual or small group support, counselling and psychological assessment for students with specific needs.

Access to the school counselling service is gained by:

- referral from parents/carers
- referral through the school's learning and support team

Parents can contact their school counsellor directly through the school. School based referrals go through the school's learning and support team. Parents/carers are informed of these referrals and give permission for the referral to proceed. In the primary school setting parent permission is required prior to any school counsellor involvement.

[Source: NSW Department of Education]

School Hours of Operation

Please organise your child care around the school hours of 8:30am and 3:00pm. It is the responsibility of parents and carers to organise before and after school care. It is not acceptable to drop your children at school before supervision commences at 8:30am. Children on the school site before or after supervision **ARE NOT SAFE**. We understand that many parents may have commitments at work which require them to start early. We start early too. There are OOSH services operating at Wallsend Public School and Maryland Public School. As an alternative, you may be able to make arrangements with friends or neighbours for the supervision of your children before school. Some families in our School who have working parents take turns to take each other's children to school.

Road Safety

Please be vigilant with safety when dropping off and picking up students. The street can become very congested at pick-up time, making it difficult for drivers to see small children. If you are parked across the road, please do not call children to cross over to meet you at your car. A teacher is stationed at the designated pedestrian crossing to see children safely across the road.

Kindergarten Enrolments

If you have a child to start Kindy next year and have not received an enrolment form, would you please contact the school office as soon as possible to have your details included on our 2020 database. This will ensure that you receive your invitation to Orientation Day and the Kindergarten transition program to be held in Term 4. Should you know of anyone who has a child to enrol in Kindy next year, please ask them to contact the school office as soon as possible.

Absences

Your child's absences from school this semester are recorded on the Semester 1 school report that were made available via the Parent Portal last week. For your child to receive the

best outcomes educationally, socially and emotionally, an attendance rate of greater than 95% is expected. Over the course of a year, a 95% attendance rate equates to an absenteeism rate equal to or less than 10 days per year. It is a mandatory requirement that absenteeism is monitored and parents are kept informed. To achieve this the school issues Attendance Letters to students whose attendance rates fall below 85%. This will ensure that parents are informed and gives families and the school the opportunity to work together to improve a child's attendance. It is so very pleasing that at our school the majority of our students have achieved excellent attendance rates.

Lost Property

Please ensure you have your child's item of clothing labelled. Not just your child's first name (Surname as well please) – sometimes there can be up to four/five students with the same first name. It is quite concerning the number of jackets that do not have a name written in them. Please check jackets occasionally as names fade and they are difficult to read and return to students. The lost property box is under the COLA. We ask that you check the box if you are missing items of clothing. Items with no names are subsequently passed on to the clothing pool for resale.

Hydrate and Concentrate

All electrical and chemical actions of the brain occur in water. Water assists with improved memory retention, transferring messages easily and quickly and growing brain neurones. Students are asked to have a water bottle to bring into the classroom or purchase a bottle from the canteen for only \$1.50.

Skoolbag App

The PPS Skoolbag App is a great way to stay in touch and up to date with the school. We send alerts and event information as well as the Noticeboard. You can also notify the school regarding absences. Search for Plattsburg Public School in iTunes or Google play to download the app.

BookWeek/Education Week Celebrations

Wednesday 7th August 2019

Wednesday 7th August is the day Plattsburg Public School will celebrate Book Week. Join us for special pluto pup meal deal lunch, book parade and announcement of Junk Sculpture/Recycled Model Ship competition.

Lunch: 12:50-1:40

Book Parade: 2:30

Book Fair: All day

Competition Winners will be announced during the parade.

Book Week Celebrations

Join us for our annual Book Week Celebrations. This year's theme is "Reading is My Secret Power". At Plattsburg, we will have a day of celebrations with our Book Week Parade, Book Fair, P&C Meal Deal and announcement of the Junk Sculpture/Upcycling champions. All friends and family are welcome.

Annual Junk Sculpture Competition

(Years K-2)

It is that time of year again - time to collect all your recyclable goods and turn them into a sculpture of a super hero or a super heroes side kick. Students are encouraged to collect and reuse household items such as boxes, tins, plastic bottles and egg cartons etc. Your sculpture needs to be completed and brought to school on Friday 2nd August. Sculptures are to be taken directly to the school library between 8:30am - 9:00am on this day. Please note sculptures will not be accepted before this date. Please do not place your child's name on the sculpture to ensure objective judging.

Recycled Model Ship

(Years 3-6)

This year we are changing it up for Years 3-6. With a focus on the shortlisted book Waves by Donna Rawlins and a 3-6 Term 2 focus on immigration.


The Challenge

Use different types of recycled materials that you have at home and create a model of a ship. Be creative and be detailed (hint: ships have sails).

Your ship needs to be completed and brought to school on Friday 2nd August. Ships are to be taken directly to the school library between 8:30am - 9:00am on this day. Please note ships will not be accepted before this date. Please do not place your child's name on the sculpture this ensures objective judging. Prizes: There will be a prize for the best infants and primary sculptures. Winners will be announced during Education/Book Week celebrations.

Year 6 Shirts

We are very proud of this cohort of students, in the blink of an eye our Kindergarten students are now in Year Six. They all look great in their new Year Six shirts.





KINDERGARTEN ORIENTATION 2020 ORIENTATION DAY DATES

NOVEMBER 2019

13th Information Night 5 p.m. - 6 p.m.

19th Student Orientation 9:30 a.m. - 10:45 a.m.

20th Student Orientation 9:30 a.m. - 10:45 a.m.





28th Student Orientation 2:00 p.m. - 3:00 p.m.

Welcome to Plattsburg 2020 Kindergarten



100 DAYS OF KINDERGARTEN

On the 3rd of July K-Hulk and K-Antman celebrated 100 days of school! We dressed up as 100 year olds. Everyone looked fantastic. In the morning we wrote about what we will be doing when we are 100 years old. During Math time we did "Smartie Math" as we were all 100 days smarter. We cannot wait to see what the next 100 days of school will bring.





Royal Australian Historical Society

Local Genealogists, Marilyn Ninness-Crockett and Joyce Paterson-Clarke presented the Plattsburg 125th and 150th Anniversary Books to Donna Newton, Librarian, Royal Australian Historical Society, History House, 133 Macquarie Street, Sydney NSW 2000 on Monday 15th July 2019.

The RAHS did not have any information on Plattsburg School and after having spent many happy years collecting school photos for our 150th celebration, with our aim being to put names to faces, we thought it important that Plattsburg School should not be forgotten given that it is no longer a recognised suburb. Thank you Marilyn and Joyce for ensuring Plattsburg Public School holds a place in the history books. Both books can be purchased online at www.quickcliq.com.au



Callaghan College Wallsend presents *Aladdin Jr*



15TH, 16TH & 17TH AUGUST 2019

12:30PM MATINEE PERFORMANCE

7:30PM EVENING PERFORMANCE

BUY TICKETS

[HTTPS://WWW.TRYBOOKING.COM/BDUEZ](https://www.trybooking.com/BDUEZ)

TICKETS \$10



Newcastle Community *Yarn Up!!*

Newcastle City Police District invites YOU to participate in a Community conversation about family, kinship, culture and healing...

Come along, have a yarn and lets look at how WE can improve OUR community!

WHEN: Friday 9 August 2019 ~ 11am—2pm

**WHERE: PCYC Newcastle, Cnr Melbourne & Young Rds
Broadmeadow**

~ BBQ Lunch ~ Stalls ~ Service Providers ~ Activities for the kids
~ Police, Fire and Ambulance trucks on display ~
~ Prizes to be Won ~



**REGISTER
TODAY!**
QUICK & EASY

**WE ARE
NOW A
QUICKCLIQ
MEMBER!**

By supporting QuickCliqu
you are supporting
your school.



REGISTER TODAY AT

www.QuickCliqu.com.au

How to get started:

- Visit www.Quickcliq.com.au
- Sign up by completing the registration form
- Receive a confirmation email with activation link
- Activate your account and login to the website
- Add a student and nominate their school
- Order whenever you like

How to order meals:



It is that simple! It is our job to make your life easier.

Using QuickCliqu helps you stay organised, order up-to four weeks in advance.

SAFE & SECURE

SUPPORT LINE: 1300 11 66 37

ORDER 24/7

Defibrillator and First Aid Training

Plattsburg P&C recently purchased a Defibrillator for the school and will be hosting a training seminar to our school community. The seminar will be conducted in two parts and there are a limited numbers available. If you are interested please let us know at the office or email: PlattsburgPandC@gmail.com

Volunteer Code of Conduct

We appreciate all our volunteers and ask if you are volunteering at Plattsburg Ppblc School whether it be in classrooms, canteen, breakfast club, excursions or sporting events that you read and acknowledge our Volunteer Code of Conduct Policy. The policy can be found on our school website by clicking on "about our school" and the sub-menu "rules and policies". To acknowledge the policy, go to our Skoolbag app either on your device or the school's website and you will find the acknowledgement under the folder "volunteer Information".

Breakfast Club Roster

Monday	Tuesday	Wednesday	Thursday	Friday
29/7/2019 Michelle Baurer Kayla K	30/7/2019 Michelle (Bread Collector) Michelle Baurer Nabeel Tawfia Kayla K	31/7/2019 Nabeel Tawfia HELP BREAD CUTTER	1/8/2019 Kylie Evans	2/8/2019 Carly Ackerman Melanie
5/8/2019 Michelle Baurer Kayla K	6/8/2019 Allison (Bread Collector) Michelle Baurer Nabeel Tawfia Kayla K	7/8/2019 Nabeel Tawfia HELP BREAD CUTTER	8/8/2019 Kylie Evans	9/8/2019 School Holiday
12/8/2019 Michelle Baurer Kayla K	13/8/2019 Michelle (Bread Collector) Michelle Baurer Nabeel Tawfia Kayla K	14/8/2019 Nabeel Tawfia HELP BREAD CUTTER	15/8/2019 Kylie Evans	16/8/2019 School Holiday
19/8/2019 Staff Development Day	20/8/2019 Allison (Bread Collector) Michelle Baurer Nabeel Tawfia Kayla K	22/8/2019 Nabeel Tawfia HELP BREAD CUTTER	23/8/2019 Kylie Evans	24/8/2019 Carly Ackerman Melanie

Canteen Roster

Monday Sandra Moriarty
Tuesday Sandra Moriarty
Wednesday Bernadette Jopp Kylie Evans Clare Woodrow
Thursday Sandra Moriarty
Friday Amanda Walker 30/8 Sandra Moriarty Odette Radburn
Order online at www.quickcliq.com.au



the Carly Ryan foundation. APP FACTS



Age Rating in the App Store: **12+**

DISCORD

Discord is an app used widely in the gaming community. It allows users to invite each other to servers, which allow them to talk to each other over text, microphones and send photos to each other. Users find this platform a convenient and easier way to communicate rather than through the game directly.

How does it work?

To sign up to Discord you simply need an email and a username. It takes under five minutes to make an account with Discord. This enables the user to open up invitations and messages from people around the world.

To add somebody on Discord the user must have the other person's username. This can easily be asked through in-game chat.

Concerns

Some of the issues with Discord are that younger children may get invitations from random users thinking it is safe to chat with them. A criminal has the potential to groom the child and get various sources of information such as: credit card details, house address, school, age and much more.

Ensure that you have conversations with your young person about the potential risks involved with using platforms like Discord.

The Carly Ryan Foundation is seeing young users being asked to add people on Discord. This can create the opportunity for criminals to groom, manipulate and coerce young users through conversations that unfold via various gaming platforms.

Discord is a great app to help users communicate with their friends but without the right settings in place it can expose the user to unwanted or inappropriate contact from criminals or by strangers.

Privacy Settings Menu

Click the little down arrow next to the server name and you'll find a drop-down menu window. In addition to being able to adjust notification and server settings, you can adjust privacy settings on a per-server basis as well. Selecting / deselecting this option lets you block DMs (Direct Messages) from users in that server that aren't on your friends list. Normally, sharing a mutual server is all it takes to allow DMs. This option can filter out anyone you don't want to hear from.

Block Button

In the case that you generally like everyone in a server (except for a few individuals), the DM list has a quick-access

menu to a user's profile. In your DM chat, clicking the @Username will bring up the user's profile, you can click the three dots in the top right to pull up a menu that will let you block the user.

Report a User

To report another user on Discord you will need screen shots of the evidence. Once you have this, you will need to email Discord directly: support@discordapp.com

Friend Requests

For additional control, Discord's settings is adjusting friend request privileges. To find this menu, open up your User Settings and click the Friends tab, here you can set who's allowed to send you a friend request.

Everyone - Selecting Everyone means that anyone who knows your DiscordTag or is in a mutual server with you can send you a request. Having this selected will automatically include both Friends of Friends and Server Members options.

Friends of Friends - Selecting this means that for anyone to add you, they must have at least one mutual friend with you. You can view this in their user profile by clicking the Mutual Friends tab next to the Mutual Servers tab.

Server Members

Selecting server members means users who share a server with you can send you a friend request. Deselecting this means that you can only be added by someone with mutual friends as you.

Note: Friends of Friends and Server members can be both selected or deselected, allowing you to customize what ways you are willing to receive friend requests. If you only want to add friends you want to choose, you can deselect all three options, and not receive ANY requests.

More App Fact Sheets available from the Carly Ryan Foundation. Please email: info@carlyryanfoundation.com

carlyryanfoundation.com





the Carly Ryan foundation. APP FACTS



Age Rating in the App Store: **13+**

SNAPCHAT

Snapchat is an application which is free to download on iOS and Android devices that allows users to send images and videos 'snaps' to each other.

How does it work?

The receiver of the 'snap' can view it for up to 10 seconds (depending on what time the sender sets). After the allocated time the 'snap' will then 'dissolve'. If the receiver screenshots the snap the sender will be notified. Keep in mind there are ways around this ensuring that the sender doesn't get notified if a screen shot is taken, so keep in mind that nothing is private on Snapchat and everything is easily retrievable.

Concerns

Snapchat is the number one application used for 'sexting' or 'sending nudes' between underage people. Users must be mindful of the social and legal consequences of sending images like these. If the user is under 18 years old it is illegal for them to produce or possess these types of images. It is classed as child abuse images.

Child abuse pictures are illegal if they are:

- asked for;
- taken;
- received and kept; or
- sent, posted or passed around

These actions are a crime even if the picture is only of you, your boyfriend / girlfriend or someone else who says it's ok. Even if a picture is not child abuse material, asking for or sending a nude / sexy photo can be an indecent act and this is a crime. The maximum penalties for child abuse material can be up to 15 years in jail and being placed on the sex offender register. The maximum penalty for an act of indecency is 2 years in jail if the person in the picture is under 16. If the person is over 16, the maximum penalty is 18 months in jail. (<http://www.lawstuff.org.au/news/LawTopics/Sexting/>)

Privacy

Privacy settings that are available within Snapchat are the ability to restrict who can send a user photos or videos, 'snaps'. This can be enabled by going into the Settings menu, select 'Who can send me snaps', then select 'My Friends'. This will ensure only people the user knows will be able to connect with them via the application. It is important to read the Snapchat privacy policy as it provides information about how the images and videos are stored and used. Users need to be aware that Snapchat has the right to reproduce, modify and republish photos and videos, and save them to the Snapchat servers, particularly in relation to the 'Live Story' feature.

Snap Map

The feature is designed to help friends meet up or attend events together. This could be abused by others or used to track users. It shows exactly where the user is at all times and exactly what they're doing i.e driving a car, reading listening to music etc. To hide your location from friends, you can turn on 'ghost mode' in Snap Map.

To do this, pinch the screen when you are in camera to bring up Snap Map. Click the settings icon in the top right hand corner and set the phone to 'ghost mode'. Then Snapchat will stop sharing your location.

Be mindful who are you sharing images with and always remember that everything on the internet is permanent. Make sure you are happy for potentially anyone to see your snaps.

How to block a user

- Go to your friends list.
- Tap the name of the offending friend.
- Hit the gear icon that appears next to their name.
- Select Block to stop receiving Snapchats from that person or pick Delete if you want to remove him or her from your contacts.


How do I report abuse on Snapchat?

To report a Story on Snapchat, just press and hold on the offending Snap until a flag button appears in the bottom-left corner. To report a Snapchat account, press and hold on that Snapchatter's name and tap the flag button. To report a Story on the web from your computer, click the button on the video, then click 'Report'.


More App Fact Sheets available from the Carly Ryan Foundation. Please email: info@carlyryanfoundation.com

carlyryanfoundation.com





the Carly Ryan foundation. APP FACTS



Age Rating in the App Store: **12+**

WISHBONE

Wishbone is a survey application aimed mostly at teenagers. Although their terms and conditions say that the app is rated 17+ the app store says 12+. The user can connect to the application using Facebook or Twitter. Or alternatively they can skip the 'log on' process.

Users are presented with two cards, and are then asked to choose a preference. Many of the cards that come up include inappropriate language written in the comments. Wishbone users are also able to produce their own cards so that other users can select their preference.

Concerns

Users are able to write comments underneath other users cards. If the two users follow one another then they are able to send private direct messages to each other. Some of the users have been known to create cards which include pictures of people that they know for the other users to then rate them 'who's the prettiest, or hottest?'. When using Wishbone, the users are able to create a public profile and biography. If the user chooses to link their social media accounts to Wishbone, the app can then accumulate a large amount of the users personal and private information, and will be exposed to high volume advertising based on their information.

In 2017 Wishbone was hacked and millions of users had their personal information circulated online. There have also been many reports of cyberbullying within the app, especially when people's photos get used without their permission and rated.

How do you report?

You can report content that may be upsetting or inappropriate on the app by simply selecting the three dots on the top right side of the app and selecting report.

Blocking users


To block a user, navigate to the user's page and select the three dots on the top right side of the app and click 'Block user'.


Help your child understand how to deal with different online risks that they may be exposed to on the app such as cyberbullying or inappropriate content.

Advise your child not to link the app to their other social account so it does not pull in personal information into their Wishbone account and draw information about their friends. Also, make sure they choose an anonymous username and a strong password to protect their content.


More App Fact Sheets available from the Carly Ryan Foundation. Please email: info@carlyryanfoundation.com

carlyryanfoundation.com





the Carly Ryan foundation. APP FACTS



Age Rating in the App Store: **17+**

YOUTUBE

YouTube is free video sharing website and application that is owned by Google. The platform allows its users to upload, create and watch other users videos. With over 1 billion users it is one of the most popular platforms on the internet.

Anybody can access videos on YouTube, but in order to upload a video the user must create their own YouTube account. If a user sees inappropriate content they can 'flag' or report it if it violates YouTube's community guidelines. Many popular types of videos on YouTube are music videos, 'how to videos' and gaming videos.

YouTube Kids

With over 400 hours of content uploaded to YouTube every minute it is extremely difficult for Google to keep up with the monitoring of inappropriate content.

For users under the age of 13 we recommended using 'YouTube Kids'. YouTube kids is free to download and use. Users can have up to 8 profiles attached to the one account. Each profile can have its own viewing preferences.

The platform has features like 'watch history', 'block channels' and filters to keep videos more 'child friendly'. Parents can also create timers for video use which can enable time restrictions on their children's screen time.

YouTube Red

YouTube Red is a monthly subscription service that removes advertisements from all videos on the platform. Users can also restrict the videos so that they're more limited with no 'suggested' videos that often occur after a video has been viewed.

More often than not the suggested videos are not suitable for younger people. This platform is especially ideal for teenagers. Videos can also be downloaded and watched at any time without an internet connection. This function is fantastic for family trips in cars and airplanes.

Privacy Settings on YouTube

Public Anyone is able to search and view the users videos.

Private Only people the user allows can search for and watch their videos.

Unlisted Only people that the user sends the link to can view their videos.

'Comments on users videos' is turned on as a default option, however this can be disabled. To do so, these are the steps to follow:

- Sign in to YouTube on a computer.
- Go to Creator Studio > Video Manager.
- Select the box next to any of the videos you want to manage.
- At the top of the screen, click the Actions menu.
- Select More actions > Comments.
- Select or unselect Do not allow comments.

How to make your account private

Click the 'Edit' button, and then choose 'Private' or 'Unlisted' from the 'Privacy Settings' drop-down menu.

If your YouTube account is linked to Google Plus and you set your video to private, you see a field into which you can enter the email addresses or profile names of people with whom you want to share your video.

How do I block another user on YouTube?

- Login to your YouTube account.
- Click on the name of the user you want to block. This will take you to their profile.
- Click 'About' on their profile, hit the flag button.
- In the drop down menu, you will be given the option to 'Block User'.

How do I report another user on YouTube?

- Login to your YouTube account.
- Click on the name of the user you want to report. This will take you to their profile.
- Click 'About' on their profile, hit the flag button.
- In the drop down menu, select the option that best suits your issue.

More App Fact Sheets available from the Carly Ryan Foundation. Please email: info@carlyryanfoundation.com

carlyryanfoundation.com

